

Bond University
Research Repository



Predicting success on a special forces selection course: Validating standards

Orr, Rob Marc; Hunt, Andrew P.; Billing, Daniel C.

Licence:
CC BY-NC-ND

[Link to output in Bond University research repository.](#)

Recommended citation(APA):
Orr, R. M., Hunt, A. P., & Billing, D. C. (2011). *Predicting success on a special forces selection course: Validating standards*. Defence Human Sciences Symposium 2011, Melbourne, Victoria, Australia.

General rights

Copyright and moral rights for the publications made accessible in the public portal are retained by the authors and/or other copyright owners and it is a condition of accessing publications that users recognise and abide by the legal requirements associated with these rights.

For more information, or if you believe that this document breaches copyright, please contact the Bond University research repository coordinator.



Predicting Success on a Special Forces Selection Course: Validating Standards



Australian Government
Department of Defence
Defence Science and
Technology Organisation



†Robin. M. Orr, ‡Andrew P. Hunt & ‡Daniel C. Billing

†Human Performance, Special Operations Headquarters, Canberra.

‡Human Protection and Performance Division, Defence Science and Technology Organisation, Melbourne.

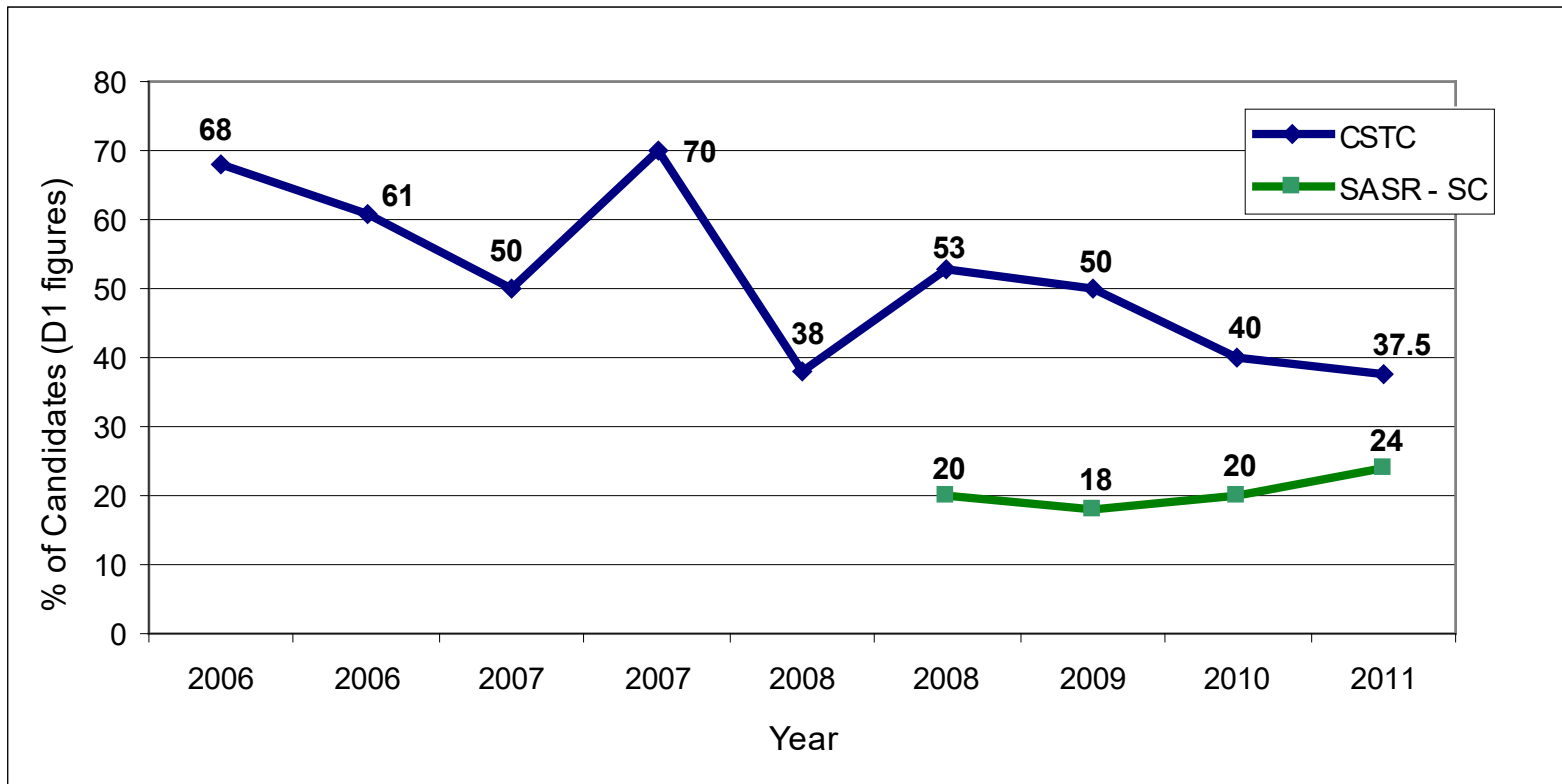


Predicting Success on a Special Forces Selection Course: Validating Standards



Australian Government
Department of Defence
Defence Science and
Technology Organisation

- Introduction & Background:



AIM: To validate proposed SFET standards as a means of predicting SF selection course survivability



Predicting Success on a Special Forces Selection Course: Validating Standards

- **Methods:**

Candidates volunteering to undergo SFET as part of their application for entry onto the SAS-SC

SFET: 5 sessions x 4 Locations

Analysis 1: Is there a difference in fitness levels between CSTC and SAS-SC candidates?

Analysis 2: Is there a difference in fitness levels between successful CSTC and SAS-SC candidates?

Analysis 3: Can SFET standards effectively identify candidates at risk of failing the SAS-SC?



Assessment

Sit and Reach

Vertical Jump

Push Ups

7-Stage Sit Up

Heaves

Agility

Beep Test

Yoyo

5km Pack March

Swim Test



Predicting Success on a Special Forces Selection Course: Validating Standards

- **Methods:**

Analysis 3: Can SFET standards effectively identify candidates at risk of failing the SAS-SC?



Push Ups (≥ 66 repetitions)

7-Stage Sit Up (\geq Stage 5)

5-km Pack March (≤ 45 min 30 s)

AGE	WGT	HGT	V. Jump	Flex	P Ups	S up	HVS	BEEP	AGIL	YO-YO	5 KM	SWIM
23	70	177	56	18	72	4	14	11.13	8.62	18.02	39.07	8.10
25	73	173	66	24	86	6	14	12.70	9.20	19.02	45.26	9.15
31	86	175	66	24	70	5	20	13.50	8.51	19.03	41.28	7.30
36	73	175	50	19	93	5	8	12.12	8.99	19.10	45.33	8.04
28	77	172	60	13	61	4	13	12.20	8.58	18.02	48.07	8.38
27	93	190	66	10	60	4	6	12.70	8.23	19.02	44.35	9.31
31	97	188	56	22	103	5	14	12.20	9.00	19.03	45.39	7.47



Predicting Success on a Special Forces Selection Course: Validating Standards



- Results:

Analysis 1: Is there a difference in fitness levels between CSTC and SAS-SC candidates?



	SAS-SC 01/11	CSTS 01/11
Group Size (n)	97	104
Age (y)	27.6	26.0
Height (cm) #	182.5	178.6
Weight (kg)*	85.40	81.54
Vertical Jump (cm) #	58.66	55.67
Sit and Reach (cm) #	15.26	30.66 ?
Push Ups (count)	68.48	65.01
7-Stage Sit Up (stage)	4.24	4.35
Heaves (count)	11.50	12.03
Agility (s)#	8.89	8.03
Beep Test (Level.shuttle)	12.1	12.3
VO2max (mL.kg-1.min-1)	54.39	54.52
Yoyo (laps)#	19.29	18.72
Pack March (min:s)	45:02	45:41
Swim Test (min:s)	8:18	8:46

Significant at p<0.01

* Significant at p <0.05



Predicting Success on a Special Forces Selection Course: Validating Standards

- Results:

Analysis 2: Is there a difference in fitness levels between successful CSTC and SAS-SC candidates?

	SAS-SC 01/11	CSTS 01/11
Group Size (n)	23	39
Age (y) #	26.5	23.9
Height (cm) *	185.2	180.4
Weight (kg) #	88.1	81.4
Vertical Jump (cm)	57.2	55.7
Sit and Reach (cm) #	14.3	31.2
Push Ups (count)	70.7	69.2
7-Stage Sit up (stage)	4.0	4.6
Heaves (count) *	10.8	12.2
Agility (s) #	9.05	8.08
Beep Test (Level.shuttle)	12.2	12.5
VO2max (mL.kg-1.min-1)	54.2	55.1
Yo- Yo (laps) #	19.5	18.7
Pack March (min:s)	44:15	45:15
Swim (min:s)	7:52	8:36



Significant at $p < 0.01$
* Significant at $p < 0.05$



Predicting Success on a Special Forces Selection Course: Validating Standards

- Results / Discussion:

Analysis 3: Can SFET standards effectively identify candidates at risk of failing the SAS-SC?

	PASSED		FAILED	
	NUMBER OF PERS	% OF GROUP	NUMBER OF PERS	% OF GROUP
PASSED ALL	1	8%	12	92%
FAILED 1	10	30%	23	70%
FAILED 2	9	27%	24	73%
FAILED 3	1	8%	12	92%

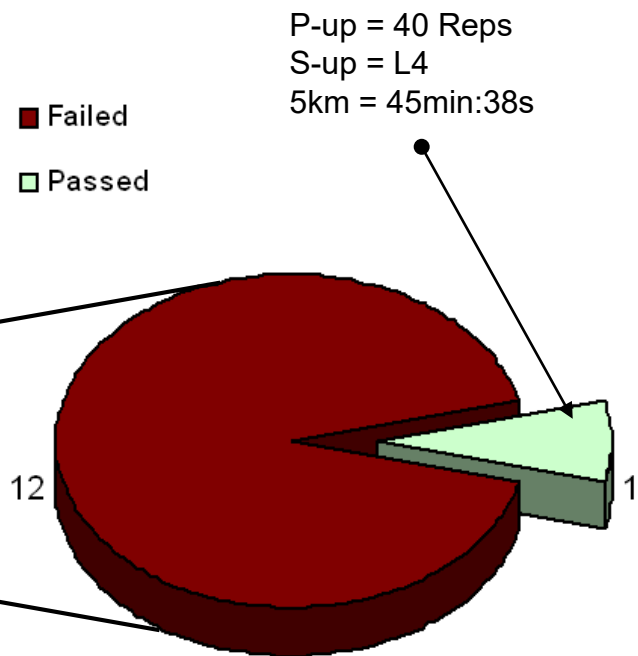
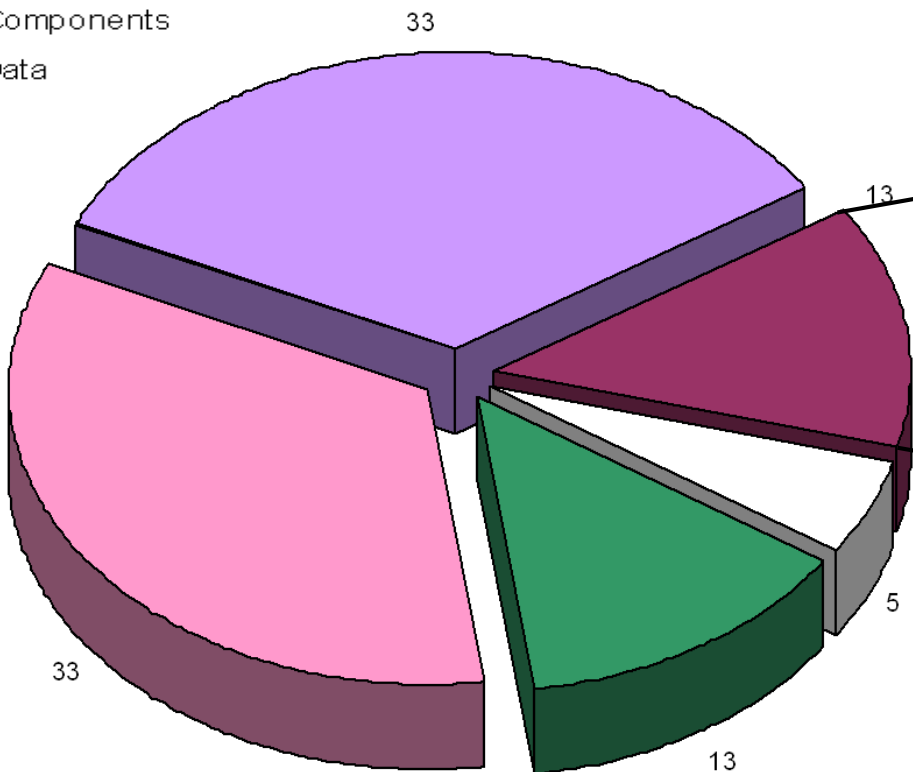


Predicting Success on a Special Forces Selection Course: Validating Standards

• Results / Discussion:

Analysis 3: Can SFET standards effectively identify candidates at risk of failing the SAS-SC?

- Passed All Components
- Failed 1 Component
- Failed 2 Components
- Failed 3 Components
- Missing Data





Predicting Success on a Special Forces Selection Course: Validating Standards

- Discussion:

Proposed SFET Standards Adjusted

- Push Ups : 66 reps → No Change
- 7 Stage Sit ups: Level 5 → No Change
- 5 km Pack March: 45min:30s → 45min:45s

Post Hoc Analysis of SFET results for both courses

Actual Course Cohort				Predicted Course Cohort Following Implementation Of SFET Standards				
	Cohort Size	PASS	FAIL	Cohort Size Post Screening	PASS	FAIL	False Negative	Increase in Pass Ratios
SAS SC	92	21 (23%)	71 (77%)	80	21 (26%)	58 (73%)	0	13%
CSTC	104	39 (38%)	65 (63%)	85	39 (46%)	46 (54%)	0	21%



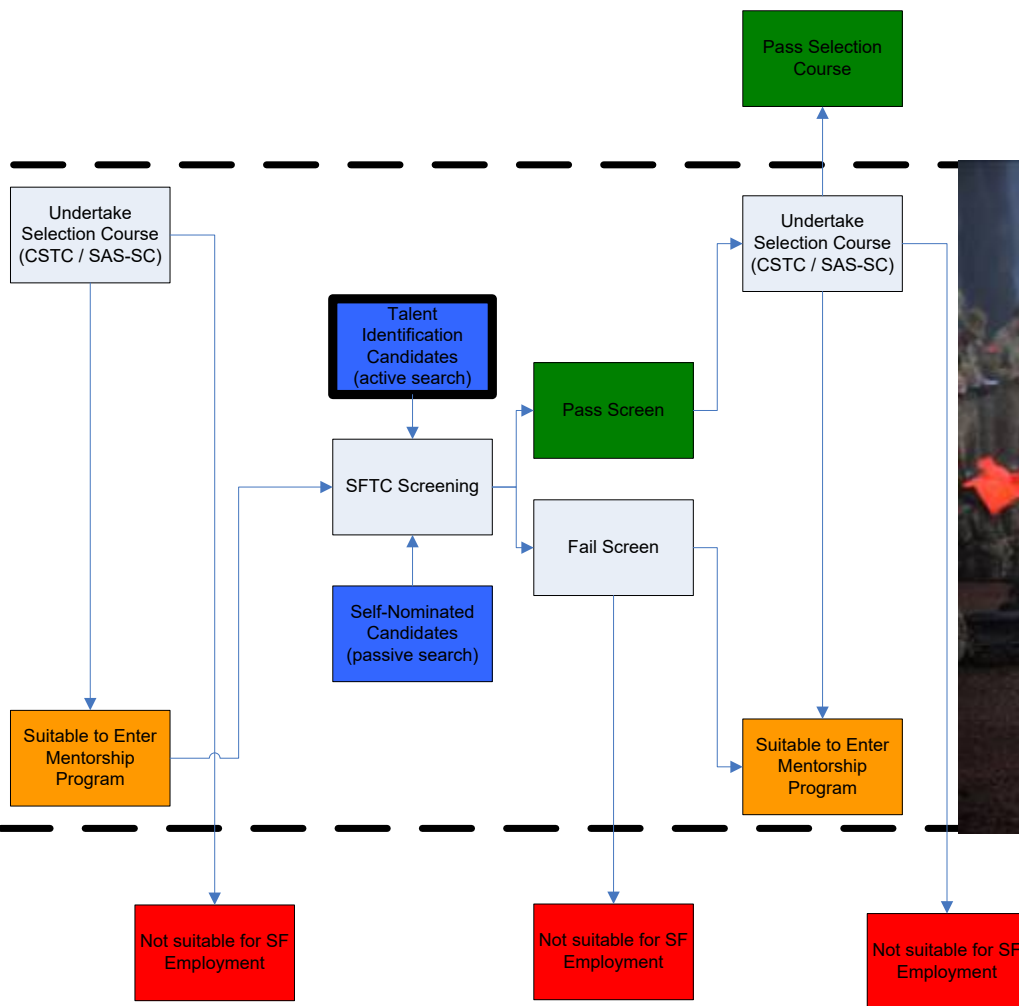
Predicting Success on a Special Forces Selection Course: Validating Standards

- Discussion:

Suitable for SF Employment

Selection & Development

Not Suitable for SF Employment





Predicting Success on a Special Forces Selection Course: Validating Standards



Australian Government
Department of Defence
Defence Science and
Technology Organisation



†Robin. M. Orr, ‡Andrew P. Hunt & ‡Daniel C. Billing

†Human Performance, Special Operations Headquarters, Canberra.

‡Human Protection and Performance Division, Defence Science and Technology Organisation, Melbourne.