

Bond University
Research Repository



The Relationship between Cost Overruns and Modifications for Construction Projects: Spanish Public Works and Their Legal Framework

Alonso-Iglesias, Guillermo; Ortega-Fernández, Francisco; Rodríguez-Montequín, Vicente;
Skitmore, Martin; Ogunmakinde, Olabode Emmanuel

Published in:
Buildings

DOI:
[10.3390/buildings13102626](https://doi.org/10.3390/buildings13102626)

Licence:
CC BY

[Link to output in Bond University research repository.](#)

Recommended citation(APA):
Alonso-Iglesias, G., Ortega-Fernández, F., Rodríguez-Montequín, V., Skitmore, M., & Ogunmakinde, O. E. (2023). The Relationship between Cost Overruns and Modifications for Construction Projects: Spanish Public Works and Their Legal Framework. *Buildings*, 13(10), 1-20. Article 2626. <https://doi.org/10.3390/buildings13102626>

General rights

Copyright and moral rights for the publications made accessible in the public portal are retained by the authors and/or other copyright owners and it is a condition of accessing publications that users recognise and abide by the legal requirements associated with these rights.

For more information, or if you believe that this document breaches copyright, please contact the Bond University research repository coordinator.

Article

The Relationship between Cost Overruns and Modifications for Construction Projects: Spanish Public Works and Their Legal Framework

Guillermo Alonso-Iglesias ^{1,*}, Francisco Ortega-Fernández ¹, Vicente Rodríguez-Montequín ¹,
Martin Skitmore ² and Olabode Emmanuel Ogunmakinde ²

¹ Project Engineering Department, University of Oviedo, Calle Gonzalo Gutiérrez Quirós s/n, 33600 Mieres, Spain; fdeasis@uniovi.es (F.O.-F.); montequi@uniovi.es (V.R.-M.)

² Faculty of Society and Design, Bond University, 14 University Drive, Robina, QLD 4226, Australia; mskitmor@bond.edu.au (M.S.); bogunmak@bond.edu.au (O.E.O.)

* Correspondence: guillermo.alonso@api.uniovi.es; Tel.: +34-985-10-42-72

Abstract: Cost overruns are a common problem for public works projects, often due to modifications to the original design. While the causes of these modifications have been studied, the legal framework's impact and limitations on these modifications have received extensive treatment, with no specific case studies from different countries. This paper explores the relationship between modifications in Spanish public works projects and their compliance with legal limits, investigating the alignment between base bidding prices and eventual costs after adjustments. The study also delves into the strategic behaviour of construction companies in Spain, which frequently involves manipulating project costs to match the initially proposed bidding price. Statistical methods, such as the Spearman correlation test and graphical analysis, confirm a nearly exact relationship between base bid price and final price. Also, a modification costs comparison for two different legal periods highlights the legal framework's influence, as a less restrictive framework leads into higher average cost overruns. It provides valuable information to avoid malpractice for tendering institutions, practitioners, and legal developers, as well as those interested in the Spanish public works sector, and opens the door for future research on solving this problem.

Keywords: cost overruns; project modifications; construction projects; Spanish public works; legal framework



Citation: Alonso-Iglesias, G.; Ortega-Fernández, F.; Rodríguez-Montequín, V.; Skitmore, M.; Ogunmakinde, O.E. The Relationship between Cost Overruns and Modifications for Construction Projects: Spanish Public Works and Their Legal Framework. *Buildings* **2023**, *13*, 2626. <https://doi.org/10.3390/buildings13102626>

Academic Editors: Patrick Tang, Sittimont Kanjanabootra, Dariusz Alterman and Bernard Tuffour Atuahene

Received: 13 September 2023

Revised: 29 September 2023

Accepted: 16 October 2023

Published: 18 October 2023



Copyright: © 2023 by the authors. Licensee MDPI, Basel, Switzerland. This article is an open access article distributed under the terms and conditions of the Creative Commons Attribution (CC BY) license (<https://creativecommons.org/licenses/by/4.0/>).

1. Introduction

The construction sector, and, thus, public works, has a significant impact on economies globally [1–3]. In Spain, public tenders for construction reached €30.07 billion in 2022 [4], with €18.52 billion specifically for civil engineering. This represents a 27.9% increase from the previous year. The public administration requests bids through public procurement, inviting construction companies to submit proposals.

The Spanish tendering system is complex and diverse, with various contracts and tender types. Most contracts are secured by selecting the most economically advantageous proposal [5]. This is influenced by the significant weight attributed to the economic price criterion within the potential award criteria, typically ranging from 60% to 80% of the overall scoring. The construction company must follow public procurement laws when awarding projects to ensure successful execution and completion. This principle applies to all public contracts in Spain [6]. Budget management and cost overruns are significant challenges for contracting parties and society [7]. Contractors are legally obligated to adhere to the proposed budget, with exceptions. Therefore, their proposals during the bidding process must be realistic and truthful.

However, one of the most reported and addressed issues concerning civil engineering projects is the regular occurrence of cost overruns [8], primarily due to their significant

size and society's growing demand for the efficient use of public funds. The definition of the term "cost overrun" has received extensive consideration, generally referring to the difference between budgeted costs during project planning (the "awarding price" in public procurement) and the final costs incurred at project completion [9]. The various causes involved include technical constraints primarily from imperfect designs, human biases in planning, inadequate information, or lack of experience [10,11]. The involvement of public administrations as project sponsors is also known to be a factor [12,13].

Change orders, or project modifications, in Spain, are a major factor in construction projects [14]. These modifications, initiated or accepted by public administrations, can lead to conflicts, delays, legal disputes, and decreased productivity [15]. The management of these modifications in Spain has been controversial, primarily due to scandals involving excessive cost overruns, as depicted in Table 1 [16].

Table 1. Spanish public works projects with large cost overruns.

Project Name	Initial Budget	Final Cost
Barcelona L9 Underground	2500 M€	16,000 M€
Madrid–Barcelona High-Speed Train	7235 M€	8966 M€
Barajas Airport T4 Terminal	4000 M€	6185 M€
M30 Highway	1700 M€	5600 M€
Pajares High-Speed Train Tunnel	1858 M€	3500 M€
Castor Project	600 M€	1289 M€

Project modifications have been defined in the literature as tasks or work added or removed from the initial scope of a project contract, thereby altering the budget and/or schedule of the original contract [17]. They are legal frameworks that address situations where modifying the original project or budget is necessary for successful completion.

Project modifications do not inherently possess a deleterious nature, as they can be instigated by reasons that may result in benefits for the project's stakeholders, despite increasing its planned budget. Nevertheless, their emergence inevitably gives rise to inconveniences in terms of management, financial aspects, bureaucracy, legality, and even politics for the involved public administrations, which can potentially lead to project failure.

They have evolved significantly in recent decades, with changes in their definitions, classifications, and allowable cost overrun limits. In Spain, these changes can be attributed to two primary factors:

- Cost overruns in civil engineering projects have led to legislative revisions, with numerous significant overruns. A study found that 77% of projects experienced an average cost overrun of 14% [18], with 63% due to flawed or incomplete project designs, highlighting the need for improved project design and oversight;
- The European Union has had a significant impact on Spain's approach to cost overruns from project modifications, leading to disciplinary actions and legislative adjustments [19]. The release of Directive 2014/24/EU obligated Spain to incorporate the directive into its legal framework, requiring a subsequent regulatory revision [20].

This paper explores the impact of evolving legal frameworks in Spain on modifications in public works projects, focusing on cost overruns in civil engineering projects. It identifies design flaws and human biases as causes and highlights how modifications can exacerbate these overruns, affecting project efficiency and budget adherence. The study uses data mining from the Public Sector Contracting Platform (PLACSP) to compare pre-defined cost overrun limits with actual observations, providing insights into contractors' responses in a changing legal context. The structured approach includes literature review, contextual exploration, database development, and meticulous analysis, offering practical insights into project management strategies, transparency initiatives, and responsible public funds allocation.

In order to conduct this research, the following approach is proposed as depicted in Figure 1. First, a literature review (Section 2) is conducted to provide an overview

of the academic research on cost overruns and project modifications in civil engineering projects. Additionally, an explanation of the Spanish context and legal framework (Section 3) applicable to contract modifications in public procurement in recent years is presented.

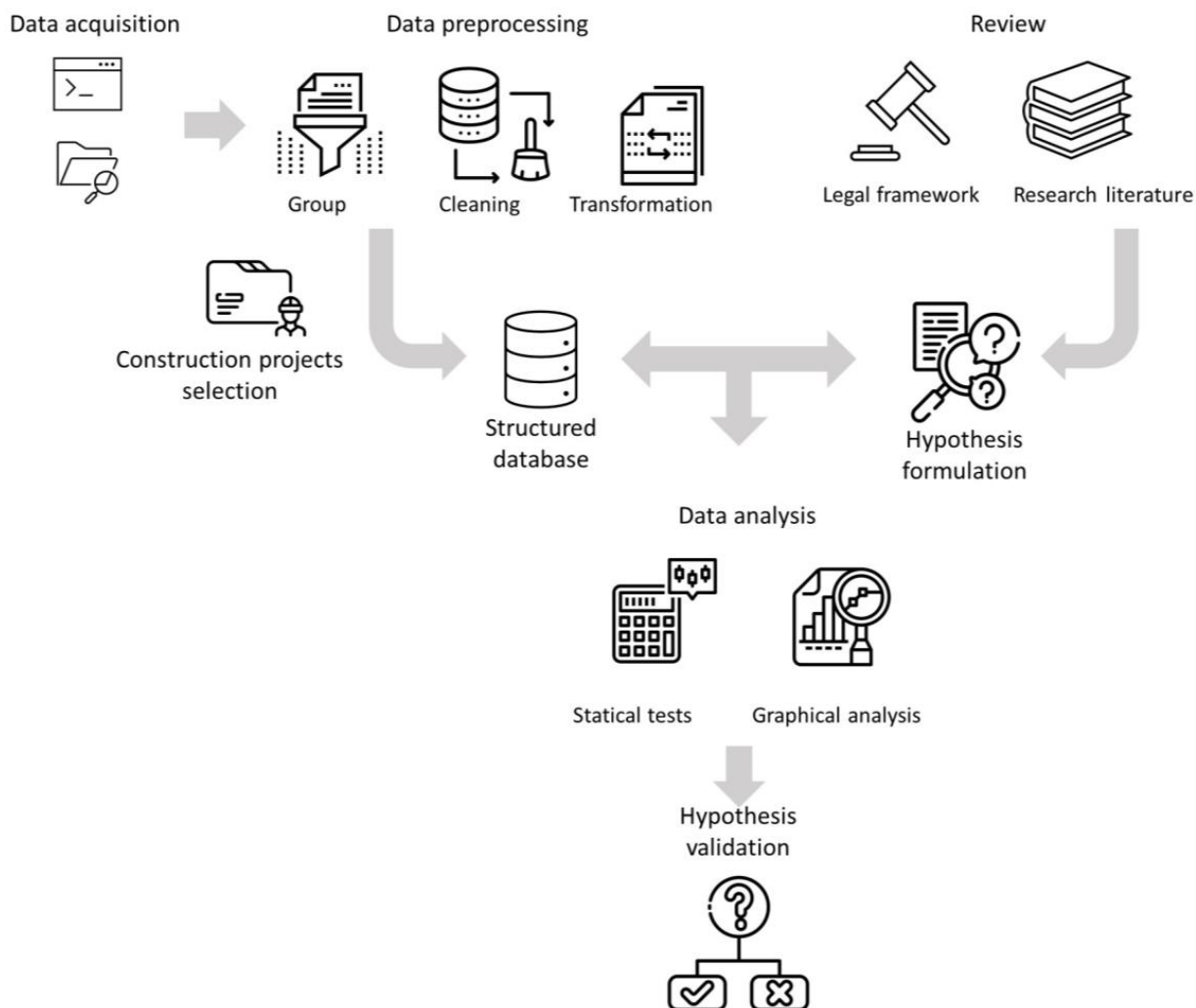


Figure 1. Graphic abstract of the investigation and processes followed.

Subsequently, a database (Section 4) of real project cases involving modifications is developed using data obtained from the Public Sector Contracting Platform (PLACSP, the main portal for contracting, transparency, and open data related to Spanish public administrations). These cases are then analysed through descriptive analysis of the key variables (Section 5.1). Hypothesis testing (Section 5.2) and graphical representation of data and results about initial and final costs relationship are conducted. The behaviour of project modifications before and after the legislative change (Section 5.3) with the implementation of Law 9/2017 (latest in force, which applies less restrictive limits) is compared and analysed to further examine the relationship between modifications and the legal framework in the case of Spain. Finally, research conclusions and emerging future research options are described in the last section (Section 6).

2. Literature Review

2.1. Cost Overruns in Civil Engineering Projects

Research into quantifying cost overruns faces challenges due to complexities in accessing and identifying final project costs, lack of availability or traceability of actual costs, opacity in certain procedures, and conflicting interests of stakeholders [21]. However, several case studies offer insights into this issue (as shown in Table 2). These studies have been selected for their quantitative data quality, which is not common in the field of project cost overruns. They offer exact descriptive statical information, as well as managing a considerable number of projects in each case, and five of them are related to the last two decades.

Table 2. Studies involving the quantification of engineering projects' cost overruns.

Location	Years	Mean Cost Overrun	Max. Cost Overrun	Observations	Reference
Global	1927–1998	28%	290%	A total of 258 projects were studied, of which 86% incurred an average of 28% cost overruns. More complex projects had higher overruns.	[22]
India	1992–2009	15%	-	Of 897 civil engineering projects, 45% incurred an average of 15% cost overruns.	[23]
Asia	1983–2010	28%	98.23%	A total of 25 transportation infrastructure projects were studied, showing medium-term projects to have lower cost overruns.	[24]
The Netherlands	1984–2010	16.5%	164%	Of the 78 civil engineering projects analysed, 55% incurred cost overruns.	[25]
Portugal	1980–2012	17.8%	136%	After studying 1081 cases, a minimum project cost modification of −79.5% and a maximum of +136% were found.	[26]
Hong Kong	1999–2017	12.62%	343.8%	With a total budget of \$13.4 billion, 47% of projects registered a cost overrun.	[27]

The problem of cost overrun quantification is evident in geographical, temporal, and quantitative dimensions, leading to numerous studies exploring its nature and causes, and identifying best practices for prevention or mitigation.

Research indicates a correlation between cost overruns, a country's developmental stage, and socioeconomic conditions [28]. More developed countries often experience fewer instances due to better control and monitoring procedures [25]. Human bias is a key driver of project cost overruns, leading to changes in project scope over its lifecycle [29]. Kaming et al. [30] highlight incorrect estimation of material and human resources as the primary cause, influenced by project complexity. Other causes include technical constraints, imperfect designs, insufficient information, and a lack of experience [31,32].

2.2. Project Modifications in Civil Engineering

The study of modifications in civil engineering projects has gained global attention due to advancements in information technologies and increased accessibility to project data due to institutional transparency policies. These modifications involve adding or removing tasks, altering the contract's budget and schedule [17]. The literature on modifications is divided into two research lines: mitigating their effects and studying their causes and impacts.

The first line focuses on developing processes to minimize the effects of modifications, resulting in numerous studies. Table 3 lists some notable examples.

Table 3. Studies of the mitigation of project modification effects.

Description	Observations	Reference
Research aimed at the development of a methodology for change order management to ensure efficiency and accuracy.	Six-step methodology for improving the process of resolving project modification requests.	[33]
Case study of change order management at a midwestern university using a self-developed object-oriented DES (discrete event simulation).	Evaluation of improvement actions for modification management alongside simulations to optimize it. Case study.	[34]
Based on questionnaires and interviews, it investigates the mechanism of risks due to design changes. It is a multi-agent-based model for quantitatively measuring.	Multi-agent simulation analysis to quantify the success of different project modification strategies in prefabricated construction projects.	[35]
Research on how firms can improve their internal processes related to knowledge management.	A 19-step benchmarking methodology for proper modification management based on the results of surveys and expert meetings.	[36]
A total of 49 change order management parameters are identified in the literature. Through questionnaires, the results are used for developing an ANFIS quantitative model of these factors.	Factors affecting the success of project modification management, proposing a quantitative model for evaluating the control processes' performance in construction projects.	[37]
Eigenvector centrality is used to address the sensitivity of an activity to change orders. Two real-life projects are used as methodology tests.	Sensitivity model for construction projects to consider future modifications in the final phases of the project (which are usually more important than the modifications affecting earlier phases).	[38]

The other research line has shown that 65% of 98 projects experienced cost overruns due to modifications, averaging 8% [39]. This is primarily due to repeated work requests, with only 0.39% attributed to these changes. The causes of these overruns can be identified through various typologies, including reviews [40], survey-based case studies [41], real project data-based case studies [42], and the development of methodologies or models [43]. Commonly identified causes of modifications include:

- requested by project promoters for new work expanding the project's scope;
- design errors stemming from omissions or faulty project design;
- lack of co-ordination among project stakeholders;
- financial difficulties on the part of the promoter;
- unforeseen circumstances were not considered during project design;
- lack of resources (time and budget) for designing phases, particularly compared to construction phase resources.

Recent studies have extended the search for causes to other aspects of public construction projects, such as bidding processes. For example, Olaolu Titus et al. [44] studied bid types influencing modifications in Ethiopia. Other studies link changes in construction productivity, often tied to project modifications, to shifts in the business environment, and to country-specific institutional regulations [45,46]. Azrai Azman et al. [47] explored the impact of regulatory changes on construction productivity in Malaysia, emphasizing the link between productivity and long-term institutional regulations as companies adapt to their legal frameworks.

Following this literature review of project modifications and their relationship to cost overruns, three primary research gaps emerge:

1. Limited studies adopt a big data analysis perspective to address cost overruns and project modification challenges. A case study compiling a dataset of real public works projects and its analysis could significantly contribute to expanding knowledge;
2. There needs to be more international literature examining the influence of legislative frameworks on project modifications. This gap highlights the need for research in the context of civil engineering projects, particularly public infrastructure develop-

ment in Spain, which could be valuable as a unique case study with relevance to other countries;

3. This paper focuses on the relationship between base bidding prices and final project costs, exploring potential causes that elucidate this connection. In the current literature, there are no studies that approach this topic from the perspective of the behaviour of construction companies and how they adapt to the established legal framework within a developed public sector such as the Spanish one.

3. Spanish Legal Framework for Construction Project Modifications

Change orders in public infrastructure projects in Spain have been a topic of controversy due to the misuse of modifications by government authorities and contractors to introduce additional costs [10,18]. Since 2000, legislation has been enacted to address public contracts and modifications as shown in Table 4. Although minor amendments to the Public Sector Procurement Law (LCSP) have been included in general budget laws for 2018, 2021, 2022, and 2023, they have not affected project modifications.

Table 4. Public procurement legislation in Spain.

Law/Directive/RD	Description	Scope	Date
RD 2/2000	Consolidated Text of the Law on Public Administration Contracts (TRLCAP)	Spain	16 June 2000
Law 30/2007	Public Sector Procurement Law (LCSP)	Spain	30 October 2007
Law 2/2011	Sustainable Economy Law (LES)	Spain	4 March 2007
RD 3/2011	Consolidated Text of the Law on Public Sector Procurements (TRLCSPP)	Spain	14 December 2011
Directive 2014/24/UE	European Directive on Public Procurement	Europe	26 February 2014
Law 9/2017	Public Sector Procurements Law (LCSP). Transpose of European Directive.	Spain	8 November 2017
Law 31/2022	General Budget Law for 2023 (modifications)	Spain	23 December 2022

During Spain's "construction boom" in the 21st century, the regulatory landscape was defined by RD 2/2000 TRLCAP. This allowed contract modifications of up to 20% of the tender price, requiring justification by necessity and public interest, and allowing termination of contracts if modifications exceeded this threshold. However, agreements were typically reached for specific cases.

In 2008, the European Commission filed disciplinary proceedings against Spain for allowing tendering entities to modify essential award clauses during execution. This led to significant cost overruns in construction projects due to the need for more transparency and fair competition [16].

Law 2/2011 on sustainable economy and subsequent RD 3/2011 TRLCSP were enacted to address this issue and resolve the European case. These regulations redefined modifications to emphasize their extraordinary nature and impose limitations:

- The contractor's right to terminate the contract due to modifications exceeding 20% was revoked, reserving this right solely for the administration. Contractors are obligated to meet new legal requirements for modifications;
- The size of unforeseen modifications (or their cumulative total within a project) was capped at 10% of the contract's tender price as long as essential bidding and award conditions were unaffected. Any essential modification necessitated contract termination and a new bidding process with revised terms.

The European Commission closed disciplinary proceedings against Spain due to a legal overhaul to reduce cost overruns and unfair competition [48]. However, Directive 2014/24/EU on public procurement was published in 2014 and incorporated into Spanish law through Law 9/2017 on public sector procurements in 2017. Although Spanish law is

more restrictive than the directive, it limits modifications and their cumulative sum within a project—a step backward from TRLCSP.

Law 9/2017 divides modifications into administrative and non-administrative clauses. Non-administrative modifications allow 20% of tender prices, while substantial changes (like new works or services) have a 50% cap. Non-substantial extraordinary modifications, like construction works, have a 15% limit, and other contracts have a 10% limit. Price revisions, excessive measurements, and new prices are exempt from these limits and are governed by separate regulations.

4. Materials and Methods

A comprehensive compilation and development of a database comprising real projects in Spain was undertaken. This enabled a thorough analysis of data and the validation of the following initial hypotheses:

H1. *There is a significant disparity between the base bidding prices and the final costs for Spanish civil engineering projects.*

H2. *There is a significant relationship between the legally stipulated percentage limits for project cost modifications and the values registered from real cases of Spanish civil engineering projects.*

The H1 hypothesis postulates the proper and efficient performance of the public tendering process in Spain. Therefore, there should be a significant disparity between the base bidding prices and the final project costs, as this process aims to reduce the project's cost through competition among various companies to undertake it. Hence, since companies submit bids lower than the base price to secure the contract (given that price is the most influential factor), even after modifications the final cost should ideally be markedly lower. It would be rejected if statically significant correlation is found, corroborated by graphical analysis.

The H2 hypothesis postulates the existence of a relationship between the legally stipulated percentage limits for project cost modifications, and the values registered from real cases of civil engineering projects in Spain. In this way, the data will show how contractors incur these planned cost overruns, with their distribution not being heterogeneous and concentrated on those legal limits (that changed over time, so will be compared in different periods).

The study scrutinized Spain's legal framework and existing knowledge involving data science procedures like database assembly, variable formulation, case selection, and data treatment. It used data analysis tools like correlation heat maps and hypothesis testing to characterize the database. The graphical representation of variables facilitated interpretation and discourse, emphasizing the importance of correlations among variables.

4.1. Data Compilation

Spanish public administrations are modernizing and digitizing public procurement processes to improve transparency and data accessibility. This is driven by community and national laws and guidelines [49] aiming to improve transparency through open data publication. This has led to applications in data science, big data, and artificial intelligence harnessing data from public administrations [50]. The Platform for Public Sector Procurement (PLACSP) is at the forefront of this progress.

Article 347 of the LCSP defines the PLACSP as an “electronic platform that allows the dissemination of contracting profiles through the Internet, as well as providing other services associated with the computer processing of this data”. It is a central platform for central, regional, and local administrations to publish tender data with direct or aggregated entries. Since 2018, the number of tenders published on the PLACSP has steadily increased.

The datasets accessible for consultation on the PLACSP are in a structured .atom format, representing labelled XML files that receive daily updates. These datasets are classified into three distinct sets:

1. Public sector: Comprising contracting records directly disclosed on the PLACSP by state, regional, and local administrations that lack individual platforms. Minor contracts are excluded;
2. Aggregated: Includes contracting records aggregated to the PLACSP through syndication from distinct platforms, with minor contracts omitted;
3. Minor contracts of the public sector: Involves minor contracts (below €40,000 for construction work and €15,000 for other types) published in the contracting profiles on the PLACSP. These contracts are also excluded from the present study.

The PLACSP datasets are structured in a predefined CODICE format, simplifying their application and exploration. They cover tender data fields like bid prices, bidder numbers, administering authority, contract CPV, dates, required guarantees, and registered modifications. This database presents an unprecedented opportunity for research in project management as well as public procurement, grounded in data analysis and big data. It constitutes a public platform with objective, unaltered data, offering complete transparency and reliability. While it is true that the quality of data can be improved, the quantity available remains its strength.

Furthermore, the data are accessible worldwide from anywhere, facilitating a high degree of reproducibility for studies conducted. It encompasses data from a wide array of projects, ranging from healthcare and educational to procurement and construction. It even includes data from services or concessions. Hence, the existence of this database has been pivotal in conducting this study. Without it, conducting the research in the manner it was executed would not have been feasible. More information is available on the PLACSP website.

The Spanish Department for Electronic Procurement Co-ordination launched the *OpenPLACSP* software in 2021, which allows the extraction of .atom file data into .xlsx format, enhancing usability. The software categorizes potential variables into general and award data, with version 1.0 allowing up to 22 variables for each category (key variables provided are mentioned in Table 5). Both methods are currently used for querying PLACSP data.

Table 5. Key variables obtained by *OpenPLACSP*.

Variable	Description	Dataset Name	Category
Tender status	Status of the tender during the development of the procedure: prior notice, in time, pending adjudication, awarded, resolved, or cancelled	Not used	General
Contract scope	Description and summary of the project	Not used	Both
Tendering price without taxes	The contract's base bid price (€), taxes, and VAT excluded	Tender price	Both
CPV category	(Common Procurement Code) A code of 9 digits is used to classify procurement projects by type following EC 213/2008	CPV	Both
Administration type	Types of public administration tendering: central, regional, local, public law entity, and others	Administration type	General
Procedure type	Type of promotion and procedure followed: open, simplified open, derived from macro agreement, negotiated with advertising, negotiated without advertising, restricted or internal rules	Process type	General
The urgency of the process	The type of process used is classified by urgency: ordinary, urgent, or emergency	Urgency	General
Contract type	Type of contract defined by Law 9/2017: construction works, services, supplies, public service management, or private	Contract type	General
Updated date	This research modified the date when the procurement has been updated to save only the year	Year	Awarding
Winner ID	Winning bidder identification with CIF (Spanish ID)	Not used	Awarding
Awarded price without taxes	Price bid by the tender winner, without taxes and VAT (€)	Awarded price	Awarding
Number of biddings received	Number of offers (so, bidders) received during the procurement process	Biddings number	Awarding

OpenPLACSP, despite its usefulness, has limitations in selecting certain fields within .atom files, such as required guarantees or registered modifications. This led to the use of a hybrid data acquisition methodology. A custom XML script was developed to extract modification-related fields (summarized in Table 6) from .atom files and integrate them into the database.

Table 6. Relevant variables are added to the database by XML.

Variable	Description	Dataset Name
Modification cost without taxes	Cost of the modification registered without taxes. For several modifications of the same project, the last update should include all of them	Modification cost
Final cost without taxes	The final cost of the project registered	Final cost
Modification in schedule	Base bid price (€) of the contract, taxes, and VAT excluded	Modification delay
Final project timeframe	(Common Procurement Code) A code of 9 digits is used to classify procurement projects by type following EC 213/2008	Final time
Initial project timeframe	Type of public administration tendering: central, regional, local, public law entity, and others	Initial duration

Over 85,000 modification cases were obtained across various economic sectors, with many being duplicated projects. Contracts undergo successive changes, generating new entries. Filtering based on the economic sector is essential, using the Common Procurement Vocabulary (CPV) system. Civil engineering projects have cases with CPV codes starting with 451* and 452*, while building construction works have cases with 4521*.

Data quality assurance is crucial when processing the PLACSP, as inconsistencies can lead to mismatches and incorrect contract prices. To ensure data quality, discrepancies between the final contract price and tender price and modifications are identified. Inconsistencies are filtered out, focusing on contracts where values align. Cases with modification values exceeding -50% , signifying contract cancellations, are excluded. The processed modification database is merged with *OpenPLACSP* variables.

The data treatment process involves converting variables like administration type or process type into numeric formats for correlation tests, standardizing modification delay into common units like days, and incorporating percentage-based variables like “% modification” and “% discount” into the database to compensate for the PLACSP’s registration of only absolute values in its fields.

The database’s development faced several limitations, including project modification fields being only accessible for cases directly uploaded to PLACSP profiles and not aggregated platforms, limiting its scope to the public sector dataset. The tool’s data structure also hindered the identification and grouping of awarding batches when one tender was divided into multiple contracts. Therefore, only projects needing more batches were chosen for construction.

4.2. Statistical Methods Applied

The study used various statistical techniques to analyse data, starting with investigating correlations among database variables. Spearman’s rank correlation method was used to assess monotonic correlations [51], where variables increase or decrease in tandem but not necessarily at an equal pace, which is the expected outcome of the study.

Spearman’s rank correlation coefficient is a non-parametric statistical method that measures the strength and direction of the linkage between two ranked variables [52]. It is useful in non-linear relationships or ordinal data, where values can be ranked but not measured on a continuous scale. It is commonly used in correlation analysis, especially when dealing with non-linear relationships, tied observations, and non-normally distributed or categorical variables [53]. It has greater resilience against outliers and less influence on original value series variations.

Upon identifying “Tender Price” and “Final Cost” as pivotal variables for correlation analysis, two additional tests were selected for hypothesis testing. Before any statistical testing, the normality of the variables was assessed using the Anderson–Darling test to determine the subsequent statistical techniques. This test is particularly suitable for analysing large samples, as it relies on the empirical distribution function (EDF) and uses a quadratic statistic to measure the disparity between the data’s EDF and the EDF of the normal distribution [54].

The Spearman correlation test and Wilcoxon and Kolmogorov–Smirnov tests were used to test hypothesis H1 regarding tender price and final cost. The Wilcoxon test, a non-parametric method, compares two independent samples and determines if a significant difference exists between their distributions [55]. It operates based on data ranks and is resilient against outliers, making it applicable when data does not meet the assumptions of a parametric *t*-test.

The Kolmogorov–Smirnov test is a non-parametric technique that evaluates a sample’s distribution relative to a reference or two separate samples [56]. It is particularly effective in quantifying the magnitude of differences between variables based on the maximum difference between the cumulative distribution functions of the two samples. To validate the hypotheses posited, the following analytical tasks were undertaken.

For H1 testing, two tasks were carried out to examine the proper performance of the Spanish public procurement framework through the correlation analysis of base bid price and final project cost. First, the above hypothesis testing methods were applied. Null hypotheses were rejected for *p*-values below 0.01.

- In the Spearman correlation test, the null hypothesis corresponds to the absence of a significant correlation between variables;
- In the Wilcoxon test, the null hypothesis corresponds to the absence of a difference between the distributions of median prices;
- In the K-S test, the null hypothesis corresponds to the absence of a significant difference between cumulative distributions of variables.

Moreover, a graphical analysis involving pairwise representation of variables was conducted. The trend and ratio of their relationship were examined to verify their approximation to a 1:1 relationship.

Conclusion of the acceptance or rejection of H1 will be made based on both statical tests and graphical analysis as a whole.

For H2 testing, an analysis was performed using frequency-based graphical analysis for the second hypothesis, as well as mean values analysis. These analyses pertain to the impact of legally mandated limits on the percentages of cost overruns in project modifications. Pareto charts were created for cases before and after the last legislative change to assess the distribution and concentration around specific percentage values. A box chart is also analysed for comparison between both different legal periods.

5. Results and Discussion

This section presents the research findings and hypotheses, focusing on the case study of public procurement in civil engineering in Spain. It aims to provide transparency to society, industry professionals, and fellow researchers, allowing them to determine if the data aligns with the observed practices of government bodies and contractors regarding modifications, potentially inflating the final project cost. The presentation serves as a platform for broader understanding and informed decision making.

5.1. Database Analysis and Correlation Matrix

The database contains 793 civil engineering projects with cost overruns due to budget modifications from 2016 to 2021, including 440 cases with cost and project schedule changes. The database addresses challenges and constraints faced during its development, covering the period.

Table 7 displays a diverse range of variables in database cases, with values ranging from minimum to maximum, significantly deviating from means or medians. The standard deviation (SD) values support this variance, while the interquartile range (Range_IQR) values are acceptable. This distribution is suitable for case study analysis, as it concentrates most cases within intermediate ranges and allows examination of exceptional cases.

Table 7. Descriptive statistics of key quantitative variables.

Variable Name	Min.	Median	Max.	Mean	SD	Range_IQR
Tender price (€)	0.00	322,158.09	239,880,666.40	2,849,621.90	14,986,939.24	973,492.31
Biddings number	1	7	60	9.64	8.74	8
Awarding price (€)	8.00	249,716.15	158,801,001.20	2,108,607.77	10,629,151.76	766,334.88
Modification cost (€)	−5,401,138.60	29,774.73	31,317,565.36	180,166.86	1,251,312.26	93,799.76
Initial duration(days)	−88	153.50	208,220	1624.35	12,468.18	318
Modification delay (days)	0	32.50	78,120	249.10	3722.20	76
Final project cost (€)	6196.17	292,522.35	190,118,566.50	2,288,774.64	11,510,025.76	855,187.56

Table 8 presents a summary of qualitative variables, with a particular focus on certain values like “Ordinary” for procurement urgency type and “Open” or “Simplified Open” for procedure contracts, which presents challenges in studying correlations or dependencies.

Table 8. Qualitative variables of the dataset (number of cases).

Variable Name	Values (Number of Cases)
Year	2014 (6); 2015 (20); 2016 (29); 2017 (56); 2018 (200); 2019 (256); 2020 (168); 2021 (55)
Contract type	Works (753); Services (38); Supplies (2); Public Service Management (4); Private (3)
Administration type	Central Adm. (44); Regional Adm. (45); Local Adm. (447); Public Law Entity (129); Other Public Sector Entities (125)
Process type	Open (391); Open simplified (314); Derived from Macro Agreement (2); Negotiated with Advertising (2); Negotiated without Advertising (38); Internal Rules (28); Restricted (12)
Urgency	Ordinary (735); Urgent (48); Emergency (7)

A correlation matrix (Figure 2) was created using the Spearman correlation test and the *corrupt* package in R to identify the principal dependencies and relationships among database variables. Positive values indicate direct relationships, while negative values indicate indirect ones. The range of values ranges from 1 to −1, with 1 indicating strong positive correlation, 0 indicating no correlation, and −1 indicating strong negative correlation. The following notable relationships emerged from the analysis:

- Modification cost vs. Modification delay: There are low correlation relationships between variables like “Modification cost” and “Modification delay” (0.27), contradicting the assumption that increases in one should correlate. It may be supposed that delays would cost more money for the extra time working, however, it shows that in the database exits cases with project delays at no extra cost;
- Modification cost vs. Urgency: The relationship between modification variables and “Urgency of processing” also contradicts intuition (very low, −0.14). Urgent processes with less time to be developed, may result in less efficient and accurate tendering that would need later modifications. Despite that, likely influenced by the limited number of urgent or emergency cases, this relationship is not shown in this research database;
- Bidding number: The bidding number positively correlates with cost-related variables. The higher coefficients correspond to “Tender price” (0.34) and “Awarding price” (0.3). It is notable that “Awarding price” has less correlation than “Tender price”, as it can be thought that competitiveness (number of bidders) would have to influence it more in awarding than in base bidding. However, these coefficients would have been expected to be higher;

- Initial Duration vs. Prices: The study reveals a significant correlation between “Initial duration” and other cost-related variables (“Final project cost”, “Tender price”, and “Awarding price”), with longer project durations often leading to higher costs across all project price metrics. It also shows a moderate correlation with “Modification cost” of 0.41, as larger projects are more likely to face problems than smaller ones;
- Modification cost vs. Final project cost, Tender price, and Awarding price: The correlation of “Modification cost” with these variables are its highest values (0.73, 0.67, and 0.68). It shows that larger projects lead into larger “Modification cost” with relatively high correlation. It can be noticed that the higher correlation is obtained with “Final project cost” as it is the price affected by “Modification cost”, but not by a large margin, which corroborates that the larger the project, the larger the modification in absolute terms;
- Final project cost vs. Tender price vs. Awarding price: The correlation of these variables is very strong, with a coefficient of 0.99. A detailed analysis is conducted for H1 test between “Final project cost” and “Tender price”, which are crucial in Spain.

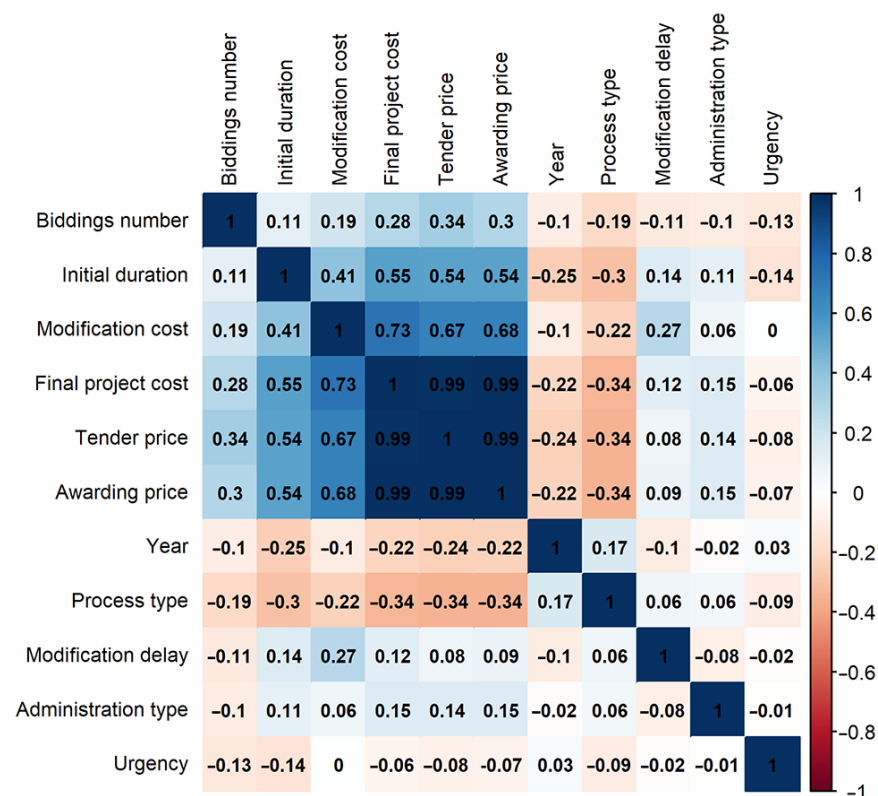


Figure 2. Correlation matrix between the key variables of the dataset applying Spearman’s rank test.

5.2. Hypothesis Analysis: Final Project Cost vs. Tender Price (H1)

The study focuses on the relationship between “Final project cost” and “Tender price” after analyzing the database. The aim of this analysis is to understand the relationship between initial and final costs when project modifications appear, instead of how and why they are caused.

The Anderson–Darling test assesses normality, with low p -values nearing 0. This assessment guides the selection of statistical methods for further analysis. As depicted in Table 9, Spearman’s rank correlation test confirms a statistically substantial correlation between the variables, with a coefficient of 0.99 and a p -value of zero.

Table 9. Hypothesis test results: “Final project cost” vs. “Tender price”.

Test	Coefficient	<i>p</i> -Value	Cases Number	Statement
Spearman’s rank correlation	$\rho = 0.99$	0	790	Statistically significant correlation
Wilcoxon	-	1.09×10^{-35}	790	Statistically significant difference
Kolmogorov–Smirnov	$D = 0.03$	0.86	790	No significant difference

The Wilcoxon test showed a significant difference between the distributions of the medians of variables. In contrast, the Kolmogorov–Smirnov test has no substantial difference between the prices of the variables, with a parameter D value of 0.03 and a *p*-value of 0.86. The different results are due to their different focus points. The Wilcoxon test focuses on variations between variables, detecting significant differences in final and tender price medians, even if data distributions are similar. On the other hand, the Kolmogorov–Smirnov test examines the complete distribution of data and detects significant disparities in cumulative distribution functions. It is possible that the Wilcoxon test can detect significant disparities in medians.

As conclusions from the hypothesis testing showed above, it can be stated that it exists a statistically significant correlation between “Final project cost” and “Tender price” resulting in a Spearman’s rank correlation of 0.99. It was supposed to be a high correlation between them (but maybe not that high), as both prices are directly related, so Wilcoxon and K–S test have been also performed to clarify it. From them, it can be stated that differences between medians of both variables are statistically significant because, after the award processes, the budget upon which modification calculations are based has changed significantly, making it impossible to reach the exact bidding price. This is typically the case as bid reductions often exceed the permitted limit values for modifications. Nevertheless, as indicated by the K–S test, the distribution of both variables aligns, as in most cases, the aim is to attain the maximum legal limit for modifications, following a common pattern that preserves the distribution of both prices.

In order to complete the hypothesis testing, graphical analysis is used to confirm and look for more findings. Figure 3 shows a distinct connection between two variables, particularly in smaller projects, as the correlation test outcome predicted. The graphs reveal several observations, particularly in cases with budgets of up to €5 million and €1 million, enhancing the observation of this phenomenon.

- The correlation between “Tender price” and “Final project cost” is strong, with coefficient of determination (R^2) values exceeding 0.98 in all four scenarios;
- Logarithmic representation helps us understand the correlation between variables across the dataset, especially in cases with varying values, as seen in Table 6. It reinforces the relationship with higher R^2 values, thereby confirming the relationship;
- The trend line in all four scenarios follows a 45-degree line, indicating equivalence between variables. However, as project price limits increase, the trend line diverges, shifting towards the “Tender price” axis;
- The trend suggests that a more efficient bidding process leads to lower final project costs due to higher overall project costs;
- The correlation between the two prices in smaller projects is nearly 1:1.

Figure 4 shows histograms comparing bid reduction and the percentage correlation between the “Final project cost” and bid price. The results show a divergence in values and the impact of modifications on the contract cost. In an ideal scenario, both histograms would coincide, but a significant discrepancy is evident in the final cost histogram, particularly around the 95–100% range, often exceeding these values.

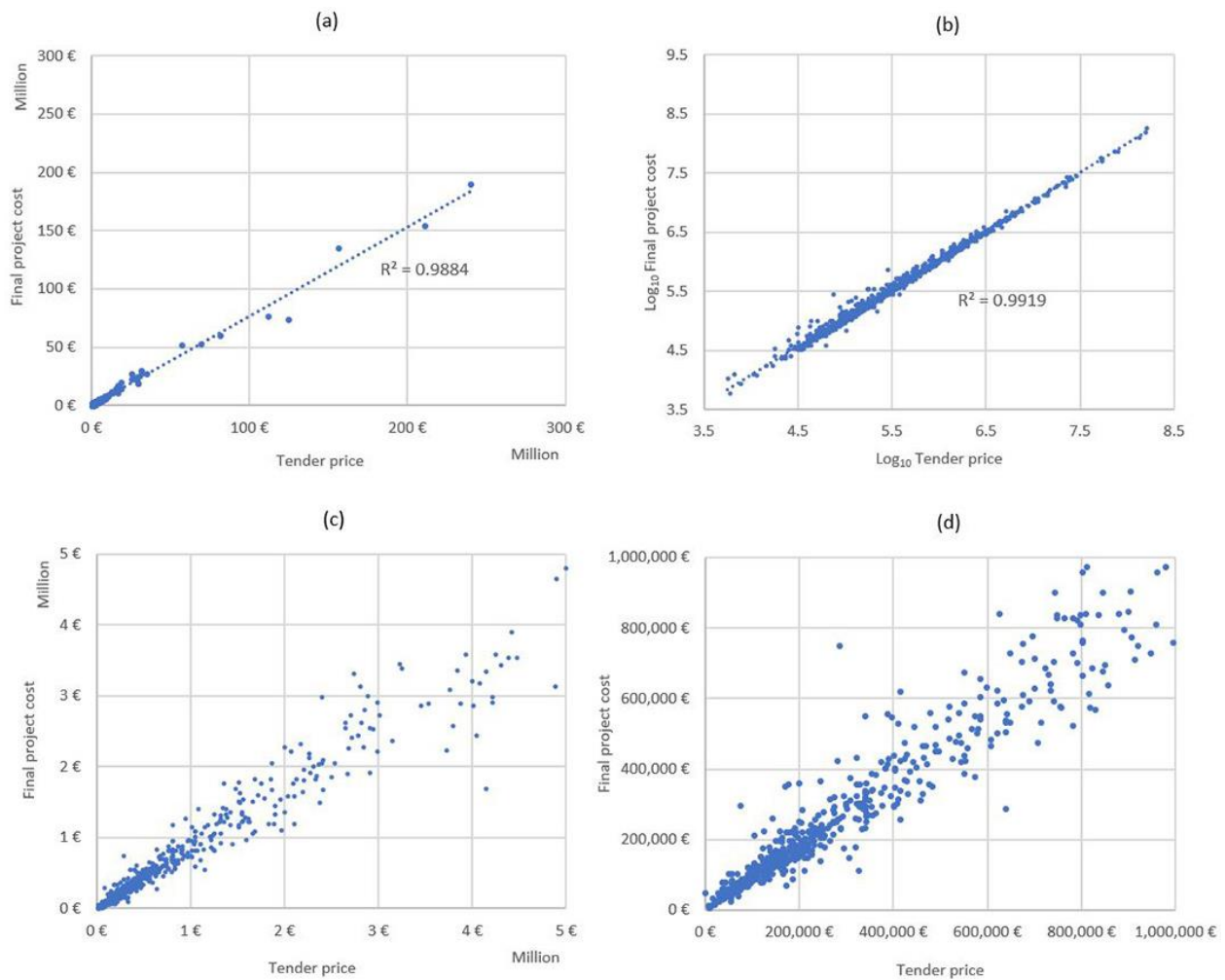


Figure 3. Scatter plots between “Tender price” (base bid price) and “Final project cost” (including modifications): (a) whole database, (b) whole database in logarithmic scale, (c) cases up to 5 M€ budget, and (d) cases up to 1 M€ budget.

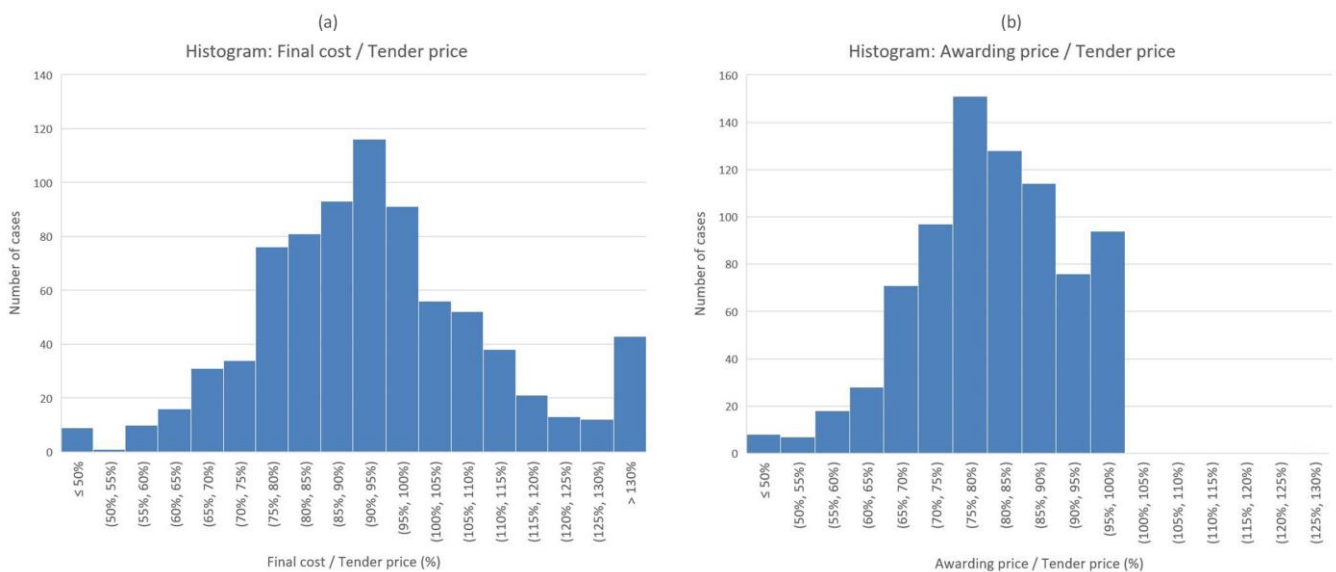


Figure 4. Histograms representation: final cost/tender price (a) and awarding price/tender price (b).

Spanish public construction companies often exploit legal margins by modifying project proposals to increase costs [57]. They submit substantial reductions to secure contract awards, expecting later recovery of margins through modifications. These modifications are justified by technical deficiencies, new project requirements, and the inconvenience of initiating new procurements [19].

Modifications intended to rectify errors in project design have become a common practice, with contracting firms artificially inflating final project prices. This deviation is due to poor quality initial construction projects; inadequate technical and administrative bidding documents; and a lack of completeness, thorough study, specificity, and practicality. The Council of State and the Court of Justice of the European Union have criticized Spain for its deficient project approval processes (Judgment of the CJEU on 31 January 2013, No. T-235/2011). This has a significant impact on project execution.

The process of halting a project, changing contractors, and initiating new tender processes for modifications is often complicated by administrative hurdles, increased workload, and delays due to tender deadlines. The costs of terminating contracts, indemnifying contractors, drafting new projects, and starting new tasks often exceed the costs of accepting modifications. Additionally, corruption in public administration positions [58] and changes in the legal framework governing public contracts and modifications have led construction companies to adapt their behaviour to maximize self-benefit within the prevailing legal framework. In summary, the results of statistical tests, graphical analyses, and insights from other studies support the possibility of rejecting the initial hypothesis. It is plausible to assert the existence of inefficiencies within Spain's public construction tendering system, where final project costs often align with initial bid prices through modifications as a legal tool.

5.3. Hypothesis Analysis: Legal Framework Limits Analysis and Comparison (H2)

To analyse the second hypothesis concerning the correlation between stipulated legal limits of modifications and their actual recorded values, a Pareto chart illustrating "Modification cost" as a percentage (modification cost/awarding price) has been illustrated in Figure 5. The database is segmented into two time intervals: 36 cases recorded before March 2018 under the influence of RD 3/2011 and 293 cases between March 2018 and April 2020 impacted by Law 9/2017. The analysis terminates in April 2020 to avoid the exceptional effects of COVID-19.

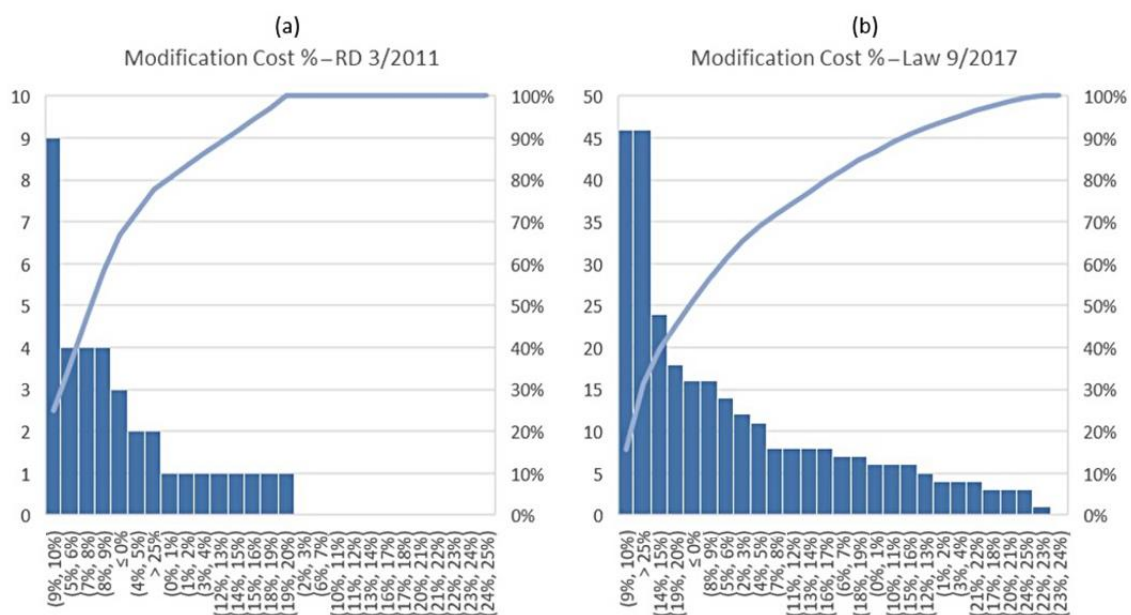


Figure 5. Pareto charts of modification cost % by legal periods: (a) for RD 3/2011 until February 2018 and (b) for Law 9/2017 from March 2018 until April 2020.

Figure 5a, focusing on cases influenced by RD 3/2011, illustrates a dominant frequency around the stipulated legal limit of 10%, with few instances surpassing this threshold. A more varied distribution is evident in the second period governed by Law 9/2017 (Figure 5b). However, three of the highest frequencies align with the legal limits, particularly the most prominent one at approximately 10%. This trend can be attributed to several factors:

- The acceptance of 10% as a reasonable value for modifications in Spanish civil engineering project management;
- The concentration near 15% aligns with the legal limit marking non-substantial modifications in construction contracts, the most prevalent category in the dataset;
- Cases clustering around 20% may be due to legal limits set in administrative regulations;
- Instances exceeding 25% are higher due to unforeseen circumstances that can justify modifications up to 50% of the initial cost.

Figure 6 reveals that the average modification value in Spanish civil engineering projects increased from 9.99% in the first period to 16.52% in the second period, indicating that the expanded legal limits intentionally influenced modifications' distribution. Additionally, Law 9/2017's leniency, compared to its predecessor, may have contributed to greater cost overruns.

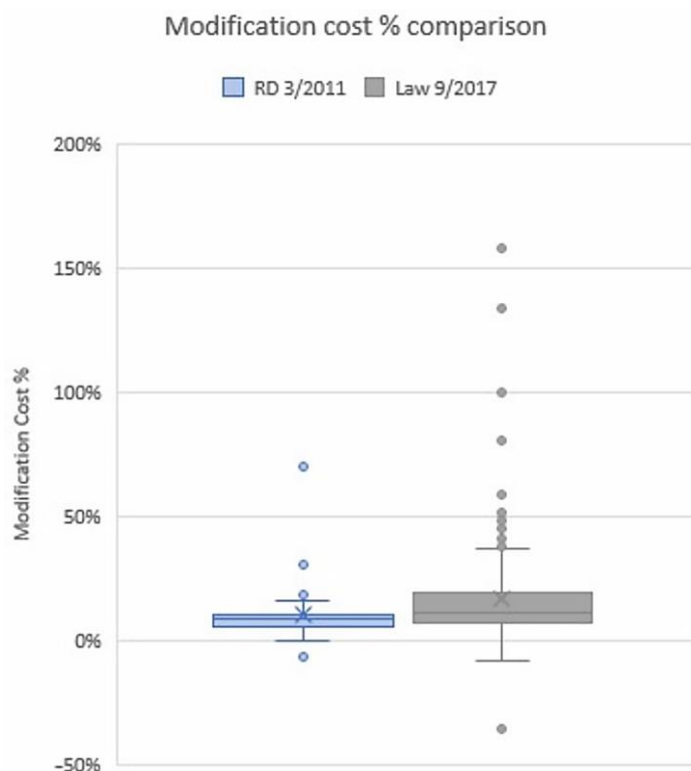


Figure 6. Box plot of modification cost % by legal periods.

In summary, following the comparison using the Pareto chart and box plot between both legal periods, a distinction in the behavior of recorded project cost modifications could be observed. Despite the limited number of cases in the first period, the trends in both periods are sufficiently clear to argue the significance of the influence of the prevailing legal framework in each era. Prior to the enactment of Law 9/2017, both the mean values, quartiles, and histogram distribution encompassed smaller values compared to the subsequent period with more lenient legislation.

Spain has been subject to sanctions by the European Union in the past due to excessively high project modifications. With the current legal framework, a resurgence of this

issue is being observed, which could potentially lead to new disputes with the EU. In addition, addressing this problem internally is more challenging, as construction companies operate within the bounds of the legal framework, exploiting every possible aspect of the regulations.

Nonetheless, there is currently greater awareness against such practices, and more and more institutions and organizations are working to combat them. Although not directly related to project modifications, in July 2022, the Spanish National Commission on Market and Competition (*Comisión Nacional del Mercado y Competencia*) imposed a significant fine of 203.6 million euros on six of the country's largest construction companies for illicit oligopoly practices [59]. It was proven that these companies colluded and shared information about public tenders to divide the market among themselves.

Hence, through endeavors such as this study that shed light on this issue and the transparency efforts of certain institutions, it is possible for stakeholders to work towards finding a solution to this problem. This can also serve as a valuable lesson for other sectors or countries, helping them to avoid similar issues.

6. Conclusions and Future Research

The study uses a database of actual projects and various variables to explore the link between project cost overruns and modifications in Spain's public civil engineering projects. To address it, the relationship between base bid price and final project cost after modifications is investigated. In addition, cost overruns via modifications are analysed for two different legal periods, to reveal the influence of legal framework on these modifications. However, the aim of this paper is to highlight and describe the problematic public works modifications in Spain, more than explore possible solutions that are out of the scope of this research and within the scope of future research. The findings suggest that:

- While the relationship is established in academic literature, the quantitative percentages need improvement due to reliance on expert surveys rather than case studies;
- Spain's legal framework for project modifications has significantly evolved over the past two decades, with Law 9/2017 increasing the modification percentage limit over the awarded price for public works;
- Cases before Law 9/2017 had lower modification percentage values, with mean costs at 9.99% and increased to 16.52% in the later period;
- The study confirms the relevance of the Spanish legal framework to project modification costs, showing that mean values align with legal limits, and a Pareto chart indicates case concentration around these limits;
- The inefficiency of Spain's public construction procurement system is confirmed by significant correlations between base bidding prices and final project costs, disparities in price reduction relative to base bidding prices, and graphical analyses;
- Limitations of the study include data quality issues leading to a smaller database and the exclusion of inflation effects on project costs due to separate legal mechanisms.

These findings have implications for Spanish society and public administrations, providing insights into current management and legal frameworks for cost overruns in public works. The study's relevance extends to other countries, offering opportunities for improvement and lessons to avoid. Potential future research includes predictive models for project cost overruns, examining bid processes' influence on modifications and final costs, and exploring relationships between project characteristics and bid outcomes.

Primarily drawn from data on the Public Sector Contracting Platform (PLACSP), the study's findings are contingent upon data accuracy and availability. Potential data incompleteness or inaccuracies could introduce biases and influence conclusions. Furthermore, the study's scope is confined to a specific time frame and context, potentially limiting the generalizability of the results. Assumptions of stable economic criteria and practices over time might only partially encapsulate the intricacies of project dynamics. Moreover, while the analysis identifies correlations, attributing causality remains intricate due to

the multifaceted nature of the interplay between legal changes, project complexities, and stakeholder behaviour.

To address these limitations and further enrich the understanding of the legal framework's influence on project modifications and cost overruns, as well as possible solutions for the problem exposed, future research avenues present promising prospects:

- Conducting longitudinal analyses over extended periods could provide more nuanced insights into trends and developments;
- Comparative studies across diverse countries could unveil the context-dependent impact of regulatory changes on project outcomes;
- Employing advanced analytical techniques, such as predictive modelling, could yield forecasts and enhance the predictive accuracy of the relationship between legal changes and project performance;
- Through interviews or surveys with industry experts, qualitative research could offer deeper insights into decision-making processes and adaptive strategies;
- Exploring policy implications, the role of transparency, and comparative legal analysis across countries is pivotal to further illuminating the intricate dynamics of legal frameworks and their ramifications on construction projects;
- Solutions for the tendering system can be developed for this problem. For example, BIM modulation could enhance project performance and modifications processes, both for large and small projects;
- Causes that lead to these modifications can also be studied for problem solving; the relationship between design phase resources with the rest of the project emerges as a possibility, among others.

Author Contributions: Conceptualization, G.A.-I., F.O.-F. and M.S.; methodology, V.R.-M. and O.E.O.; software, G.A.-I. and V.R.-M.; validation, M.S. and O.E.O.; investigation, G.A.-I. and V.R.-M.; data curation, G.A.-I.; writing—original draft preparation, G.A.-I. and V.R.-M.; writing—review and editing, M.S. and O.E.O.; supervision, F.O.-F.; funding acquisition, F.O.-F. All authors have read and agreed to the published version of the manuscript.

Funding: Researcher Guillermo Alonso Iglesias obtained a grant from the “Formación del Profesorado Universitario” program (number FPU19/01564), financed by the Spanish “Ministerio de Universidades”. The APC was funded by the Council of Science, Innovation, and University of the Principality of Asturias (grant number AYUD/2021/50953).

Data Availability Statement: The data generated and analysed during this research are available from the corresponding author upon reasonable request.

Conflicts of Interest: The authors declare no conflict of interest.

References

1. Anastasiu, L.; Câmpian, C.; Roman, N. Boosting Construction Project Timeline: The Case of Critical Chain Project Management (CCPM). *Buildings* **2023**, *13*, 1249. [CrossRef]
2. Subbarao, K.; Del Ninno, C.; Andrews, C.; Rodríguez-Alas, C. (Eds.) Public works as a safety net: Design, evidence, and implementation. In *Directions in Development Human Development*; World Bank: Washington, DC, USA, 2013.
3. Marsh & Guy Carpenter. *Future of Constructions. A Global Forecast for Construction to 2030*; Oxford Economics: London, UK, 2021.
4. SEOPAN. ‘Radiografía Anual de la Licitación Pública en España’, Asociación de Empresas Constructoras y Concesionarias de Infraestructuras, Madrid, España, December 2022. Available online: <https://seopan.es/wp-content/uploads/2023/01/RADIOGRAFIA-DICIEMBRE-2022.pdf> (accessed on 25 August 2023).
5. González Sanfiel, A.M. El control comunitario sobre la financiación estatal de infraestructuras. *Rev. Adm. Pública* **2012**, *187*, 67–95.
6. López-Muñiz, J.L.M. ‘El nacimiento de los contratos públicos: Reflexiones sobre una equivocada transposición de la Directiva comunitaria “de recursos”’. *Rev. Adm. Pública* **2011**, *185*, 323–343.
7. Chadee, A.A.; Martin, H.H.; Gallage, S.; Banerjee, K.S.; Roopan, R.; Rathnayake, U.; Ray, I. Risk Evaluation of Cost Overruns (COs) in Public Sector Construction Projects: A Fuzzy Synthetic Evaluation. *Buildings* **2023**, *13*, 1116. [CrossRef]
8. Yun, J.; Ryu, K.R.; Ham, S. Spatial analysis leveraging machine learning and GIS of socio-geographic factors affecting cost overrun occurrence in roadway projects. *Autom. Constr.* **2022**, *133*, 104007. [CrossRef]

9. Gifra Bassó, E. Desarrollo de un Modelo para el Seguimiento y Control Económico y Temporal Durante la Fase de Ejecución en la obra Pública. Ph.D. Thesis, Universidad de Girona, Girona, Spain, 2018. Available online: <http://www.riarte.es/handle/20.500.12251/795> (accessed on 19 July 2023).
10. Ganuza, J.-J. Competition and Cost Overruns in Procurement. *J. Ind. Econ.* **2007**, *55*, 633–660. [[CrossRef](#)]
11. Zarghami, S.A.; Dumrak, J. Aleatory uncertainty quantification of project resources and its application to project scheduling. *Reliab. Eng. Syst. Saf.* **2021**, *211*, 107637. [[CrossRef](#)]
12. Beste, T.; Klakegg, O.J. Strategic change towards cost-efficient public construction projects. *Int. J. Proj. Manag.* **2022**, *40*, 372–384. [[CrossRef](#)]
13. Volden, G.H.; Welde, M. Public project success? Measuring the nuances of success through ex post evaluation. *Int. J. Proj. Manag.* **2022**, *40*, 703–714. [[CrossRef](#)]
14. Jimenez Ayala, J. Los avances de la legislación de contratos de obras públicas en el siglo XX para prevenir las desviaciones presupuestarias. *Rev. Obras Publicas* **2004**, *3444*, 49–58. Available online: <https://trid.trb.org/view/944461> (accessed on 25 August 2022).
15. Shoar, S.; Chileshe, N.; Edwards, J.D. Machine learning-aided engineering services' cost overruns prediction in high-rise residential building projects: Application of random forest regression. *J. Build. Eng.* **2022**, *50*, 104102. [[CrossRef](#)]
16. Grasso, D. El AVE se queda pequeño: El mapa de los mayores sobrecostos en las obras de España. *El Confidencia Digital*, 10 May 2014.
17. Love, P.E.D.; Ika, L.A. The “context” of transport project cost performance: Insights from contract award to final construction costs. *Res. Transp. Econ.* **2021**, *90*, 101062. [[CrossRef](#)]
18. Águeda, F. El papel de la administración en la gestión de la reducción de costes de obra. *Rev. Obras. Públicas* **1997**, *3370*, 17–19.
19. Vergara González, D. *Mejora de los Procesos de Comunicación y Coordinación en Proyectos de Construcción Mediante el Empleo de Modelos de Información de la Construcción n-Dimensionales*; Universidad de La Rioja: Logrono, Spain, 2014. Available online: <https://dialnet.unirioja.es/servlet/tesis?codigo=44093> (accessed on 15 January 2023).
20. Fernández Mallol, A.L. La integridad del procedimiento de contratación pública en el derecho de la UE. Conflicto de interés, incidencia sobre la regulación de prohibiciones para contratar, las causas de incompatibilidad y las disposiciones sobre transparencia y buen gobierno. *Rev. Estud. Adm. Local Autonómica* **2014**, *2*, 117–130. [[CrossRef](#)]
21. Flyvbjerg, B.; Holm, M.K.S.; Buhl, S.L. What Causes Cost Overrun in Transport Infrastructure Projects? *Transp. Rev.* **2004**, *24*, 3–18. [[CrossRef](#)]
22. Flyvbjerg, B.; Holm, M.S.; Buhl, S. Underestimating Costs in Public Works Projects: *Error or Lie?* *J. Am. Plann. Assoc.* **2002**, *68*, 279–295. [[CrossRef](#)]
23. Singh. Delays and Cost Overruns in Infrastructure Projects: Extent, Causes and Remedies. *Econ. Polit. Wkly.* **2010**, *45*, 43–54.
24. Park, Y.; Papadopoulou, T.C. Causes of cost overruns in transport infrastructure projects in Asia: Their significance and relationship with project size. *Built Environ. Proj. Asset Manag.* **2012**, *2*, 195–216. [[CrossRef](#)]
25. Cantarelli, C.C.; Molin, E.J.E.; van Wee, B.; Flyvbjerg, B. Characteristics of cost overruns for Dutch transport infrastructure projects and the importance of the decision to build and project phases. *Transp. Policy* **2012**, *22*, 49–56. [[CrossRef](#)]
26. Catalão, F.P.; Cruz, C.O.; Sarmiento, J.M. The determinants of cost deviations and overruns in transport projects, an endogenous models approach. *Transp. Policy* **2019**, *74*, 224–238. [[CrossRef](#)]
27. Love, P.E.D.; Sing, M.C.P.; Ika, L.A.; Newton, S. The cost performance of transportation projects: The fallacy of the Planning Fallacy account. *Transp. Res. Part A Policy Pract.* **2019**, *122*, 1–20. Available online: <https://trid.trb.org/view/1588846> (accessed on 14 March 2020). [[CrossRef](#)]
28. Cavalieri, M.; Cristaudo, R.; Guccio, C. Tales on the dark side of the transport infrastructure provision: A systematic literature review of the determinants of cost overruns. *Transp. Rev.* **2019**, *39*, 774–794. [[CrossRef](#)]
29. Flyvbjerg, B.; Ansar, A.; Budzier, A.; Buhl, S.; Cantarelli, C.; Garbuio, M.; Glenting, C.; Holm, M.S.; Lovallo, D.; Lunn, D. Five things you should know about cost overrun. *Transp. Res. Part A Policy Pract.* **2018**, *118*, 174–190. Available online: <https://trid.trb.org/view/1542429> (accessed on 14 March 2020). [[CrossRef](#)]
30. Kaming, P.F.; Olomolaiye, P.O.; Holt, G.D.; Harris, F.C. Factors influencing construction time and cost overruns on high-rise projects in Indonesia. *Constr. Manag. Econ.* **1997**, *15*, 83–94. [[CrossRef](#)]
31. Arvan, L.; Leite, A.P.N. Cost overruns in long term projects. *Int. J. Ind. Organ.* **1990**, *8*, 443–467. [[CrossRef](#)]
32. Zarghami, S.A.; Dumrak, J. Reimaging stakeholder analysis in project management: Network theory and fuzzy logic applications. *Eng. Constr. Archit. Manag.* **2020**, *28*, 2426–2447. [[CrossRef](#)]
33. Molly, K.K. Six steps for successful change order management. *Cost Eng.* **2007**, *49*, 12.
34. Du, J.; El-Gafy, M.; Zhao, D. Optimization of Change Order Management Process with Object-Oriented Discrete Event Simulation: Case Study. *J. Constr. Eng. Manag.* **2016**, *142*, 05015018. [[CrossRef](#)]
35. Du, J.; Jing, H.; Castro-Lacouture, D.; Sugumaran, V. Multi-agent simulation for managing design changes in prefabricated construction projects. *Eng. Constr. Archit. Manag.* **2019**, *27*, 270–295. [[CrossRef](#)]
36. Wang, C.; Yap, J.B.H.; Wood, L.C.; Abdul-Rahman, H. Knowledge modelling for contract disputes and change control. *Prod. Plan. Control* **2019**, *30*, 650–664. [[CrossRef](#)]
37. Naji, K.K.; Gunduz, M.; Naser, A.F. An Adaptive Neurofuzzy Inference System for the Assessment of Change Order Management Performance in Construction. *J. Manag. Eng.* **2022**, *38*, 04021098. [[CrossRef](#)]

38. Zarghami, S.A. Measuring sensitivity to change orders in construction projects using eigenvector centrality and radius of gyration. *Eng. Constr. Archit. Manag.* **2023**, *ahead of print*. [[CrossRef](#)]
39. Love, P.E.D.; Ika, L.A.; Ahiaga-Dagbui, D.D.; Locatelli, G.; Sing, M.C.P. Make-or-break during production: Shedding light on change-orders, rework and contractors margin in construction. *Prod. Plan. Control* **2019**, *30*, 285–298. [[CrossRef](#)]
40. Khalifa, W.; Mahamid, I. Causes of Change Orders in Construction Projects. *Eng. Technol. Appl. Sci. Res.* **2019**, *9*, 4956–4961. [[CrossRef](#)]
41. Kim, J.J.; Miller, J.A.; Kim, S. Cost Impacts of Change Orders due to Unforeseen Existing Conditions in Building Renovation Projects. *J. Constr. Eng. Manag.* **2020**, *146*, 04020094. [[CrossRef](#)]
42. Lavikka, R.H.; Kyrö, R.; Peltokorpi, A.; Särkilahti, A. Revealing change dynamics in hospital construction projects. *Eng. Constr. Archit. Manag.* **2019**, *26*, 1946–1961. [[CrossRef](#)]
43. Serag, E.; Oloufa, A.; Malone, L.; Radwan, E. Model for Quantifying the Impact of Change Orders on Project Cost for U.S. Roadwork Construction. *J. Constr. Eng. Manag. Asc.* **2010**, *136*, 1015–1027. [[CrossRef](#)]
44. Titus, O.O.; Liyana binti Tajul Ariffin, H.; Ali, K.N. Construction dispute and contract incompleteness in Nigeria construction industry. *Ain Shams Eng. J.* **2023**, *14*, 102153. [[CrossRef](#)]
45. Azman, M.A.; Hon, C.; Xia, B.; Lee, B.; Skitmore, M. Internationalization and Productivity of Construction Firms in a Developing Country: The Effect of Institutional Environment and Ownership on Malaysian Construction Firms. *J. Manag. Eng.* **2022**, *38*, 04021081. [[CrossRef](#)]
46. Qiu, Y.; Chen, H. A systematic review of the knowledge domain of institutional theory in construction project management. *Eng. Constr. Archit. Manag.* **2022**, *30*, 2523–2544. [[CrossRef](#)]
47. Azman, M.A.; Chuweni, N.N.; Muhamad Halil, F.; Ku Azir, K.M.A.; Lee, B.L.; Juhari, F.N.; Skitmore, M. The impact of the change in institutional regulation on construction productivity: Firm-level evidence in a developing economy. *Constr. Manag. Econ.* **2023**. [[CrossRef](#)]
48. de Pedro Mediavilla, R. *La Ejecución del Contrato de Obra Pública*; Universidad Rey Juan Carlos: Móstoles, Spain, 2015. Available online: <https://dialnet.unirioja.es/servlet/tesis?codigo=184616> (accessed on 16 April 2023).
49. Rodríguez, M.J.G. Análisis de datos y sistemas predictores en las licitaciones públicas utilizando Machine Learning (ML). *Bol. Obs. Contrat. Pública* **2022**, *9*, 6.
50. Rodríguez, M.J.G.; Montequín, V.; Ortega-Fernández, F.; Balsera, J. Public Procurement Announcements in Spain: Regulations, Data Analysis, and Award Price Estimator Using Machine Learning. *Complexity* **2019**, *2019*, 2360610. [[CrossRef](#)]
51. Dikbas, F. Compositional Correlation for Detecting Real Associations Among Time Series. *Acad. Platf. J. Eng. Smart Syst.* **2022**, *10*, 30–41. [[CrossRef](#)]
52. Liu, Y. A Short Note on Spearman Correlation: Impact of Tied Observations. *SSRN Electron. J.* **2017**. [[CrossRef](#)]
53. Sharma, A.; Suryawanshi, A. A Novel Method for Detecting Spam Email using KNN Classification with Spearman Correlation as Distance Measure. *Int. J. Comput. Appl.* **2016**, *136*, 28–35. [[CrossRef](#)]
54. Kim, N. Tests based on EDF statistics for randomly censored normal distributions when parameters are unknown. *Commun. Stat. Appl. Methods* **2019**, *26*, 431–443. [[CrossRef](#)]
55. Govindarajulu, Z. Robustness of Mann-Whitney-Wilcoxon Test to Dependence in the Variables. June 1973. Available online: <https://www.semanticscholar.org/paper/Robustness-of-Mann-Whitney-Wilcoxon-Test-to-in-the-G-vindarajulu/9189aabdb153a9d6ac67f2f37891986b7503a929> (accessed on 5 June 2023).
56. Sohu, S.; Abdullah, A.H.; Nagapan, S.; Jhatial, A.A.; Tahir, M. Contributing Cost Variation Factors in Highway Projects. *Civ. Eng. J.* **2018**, *4*, 1793. [[CrossRef](#)]
57. de Pedro Abad, R. *La Ejecución del Contrato de Obra Pública. (El Irresoluble Problema de la Modificación)*. 2015. Available online: <https://eciencia.urjc.es/handle/10115/13656> (accessed on 16 April 2023).
58. Santamaría Pastor, J.A. La constante e interminable reforma de la normativa sobre contratación pública. *Rev. Esp. Derecho Adm.* **2013**, *159*, 25–38.
59. CNMC. The CNMC has Fined 6 of the Main Construction Companies in Spain 203.6 Million Euros for Altering the Competitive Process in Infrastructure Construction Tenders for More Than 25 years. Comisión Nacional de los Mercados y la Competencia: Madrid, España, July 2022. Available online: <https://www.cnmc.es/sites/default/files/4474650.pdf> (accessed on 12 February 2023).

Disclaimer/Publisher’s Note: The statements, opinions and data contained in all publications are solely those of the individual author(s) and contributor(s) and not of MDPI and/or the editor(s). MDPI and/or the editor(s) disclaim responsibility for any injury to people or property resulting from any ideas, methods, instructions or products referred to in the content.