

Bond University
Research Repository



Including Information on Overdiagnosis in Shared Decision Making: A Review of Prostate Cancer Screening Decision Aids

Pathirana, Thanya I; Pickles, Kristen; Riikonen, Jarno M; Tikkinen, Kari A O; Bell, Katy J L; Glasziou, Paul

Published in:
MDM Policy and Practice

DOI:
[10.1177/23814683221129875](https://doi.org/10.1177/23814683221129875)

Licence:
CC BY-NC

[Link to output in Bond University research repository.](#)


Recommended citation(APA):
Pathirana, T. I., Pickles, K., Riikonen, J. M., Tikkinen, K. A. O., Bell, K. J. L., & Glasziou, P. (2022). Including Information on Overdiagnosis in Shared Decision Making: A Review of Prostate Cancer Screening Decision Aids. *MDM Policy and Practice*, 7(2). <https://doi.org/10.1177/23814683221129875>


General rights

Copyright and moral rights for the publications made accessible in the public portal are retained by the authors and/or other copyright owners and it is a condition of accessing publications that users recognise and abide by the legal requirements associated with these rights.

For more information, or if you believe that this document breaches copyright, please contact the Bond University research repository coordinator.

Including Information on Overdiagnosis in Shared Decision Making: A Review of Prostate Cancer Screening Decision Aids

MDM Policy & Practice
2022, Vol. 7(2) 01–11
© The Author(s) 2022
Article reuse guidelines:
sagepub.com/journals-permissions
DOI: 10.1177/23814683221129875
journals.sagepub.com/home/mpp


Thanya I. Pathirana , Kristen Pickles, Jarno M. Riikonen, Kari A. O. Tikkinen, Katy J. L. Bell, and Paul Glasziou

Abstract

Background. Overdiagnosis is an accepted harm of cancer screening, but studies of prostate cancer screening decision aids have not examined provision of information important in communicating the risk of overdiagnosis, including overdiagnosis frequency, competing mortality risk, and the high prevalence of indolent cancers in the population. **Methods.** We undertook a comprehensive review of all publicly available decision aids for prostate cancer screening, published in (or translated to) the English language, without date restrictions. We included all decision aids from a recent systematic review and screened excluded studies to identify further relevant decision aids. We used a Google search to identify further decision aids not published in peer reviewed medical literature. Two reviewers independently screened the decision aids and extracted information on communication of overdiagnosis. Disagreements were resolved through discussion or by consulting a third author. **Results.** Forty-one decision aids were included out of the 80 records identified through the search. Most decision aids ($n = 32$, 79%) did not use the term *overdiagnosis* but included a description of it ($n = 38$, 92%). Few ($n = 7$, 17%) reported the frequency of overdiagnosis. Little more than half presented the benefits of prostate cancer screening before the harms ($n = 22$, 54%) and only 16, (39%) presented information on competing risks of mortality. Only 2 ($n = 2$, 5%) reported the prevalence of undiagnosed prostate cancer in the general population. **Conclusion.** Most patient decision aids for prostate cancer screening lacked important information on overdiagnosis. Specific guidance is needed on how to communicate the risks of overdiagnosis in decision aids, including appropriate content, terminology and graphical display.

Highlights

- Most patient decision aids for prostate cancer screening lacks important information on overdiagnosis.
- Specific guidance is needed on how to communicate the risks of overdiagnosis.

Keywords

decision aid, overdiagnosis, prostate cancer screening, shared decision making

Date received: October 13, 2021; accepted: September 3, 2022

Corresponding Author

Thanya I. Pathirana, School of Medicine and Dentistry, Griffith University, Sunshine Coast Health Institute, Sunshine Coast University Hospital, 3 Doherty St, Birtinya QLD 4575, Australia; (t.pathirana@griffith.edu.au).



Introduction

Cancer screening may be in the form of screening (population based or opportunistic), in which asymptomatic people get tested for cancer, or case finding, in which screening is usually offered as part of a clinical encounter for a different health condition. For prostate cancer, the latter is more common.^{1,2} Decisions on cancer screening seldom have one option that will be clearly preferred by all individuals. The value that each patient gives to the relevant outcomes (including benefits, harms, and costs) can differ considerably.³ Shared decision making is a process in which clinicians and patients work together to make a health decision by discussing the options and their benefits and harms and considering the patient's values, preferences, expectations, and circumstances.⁴ It is especially useful to guide decisions about screening, investigations, and treatments, where a preference-sensitive decision is involved. When there is uncertainty as to the preferred option, the benefits and harms of each option need to be carefully discussed in the context of individual preferences and values.⁵⁻⁸

Patient decision aids are tools to support the shared decision-making process.⁹ In general, they help in improving knowledge, clarifying personal values and needs, and supporting the patients to make an informed decision on screening.⁹ The International Patient

Decision Aid Standard Collaboration (IPDAS) recommend that patient decision aids should provide balanced information including harms as well as benefits of screening. This conforms with ethical and legal obligations of informed consent for screening.¹⁰

Overdiagnosis, detecting cancer that will not cause symptoms or death during one's lifetime, is one well-known harm of prostate cancer screening.¹¹⁻¹³ Often, the tradeoff between averting a potential cancer death (benefit) versus the risk of overdiagnosis (harm) is not straightforward; hence, a decision to screen or not to screen should be clearly based on the specific circumstances and personal values and preferences of the patient.¹⁴ It is therefore important that all patients are provided with clear, up-to-date evidence on the risks of overdiagnosis as well as potential mortality benefits, associated with prostate cancer screening.¹¹ Previous reviews have examined how overdiagnosis is reported in patient decision aids for prostate cancer screening.^{14,15} However, these did not include a detailed analysis of the information on overdiagnosis provided, including estimates of its frequency, concepts of competing mortality risks, and the existence of a reservoir of indolent cancers, all of which are important contextual factors for communicating prostate cancer overdiagnosis.

In this study, we aimed to address these gaps in knowledge by conducting a comprehensive review of information on overdiagnosis provided in prostate cancer screening decision aids.

Method

All publicly available decision aids on prostate cancer screening, published (or translatable through the publisher's webpage) in the English language and without date restrictions, were included. A decision aid was defined as a tool that helped men participate in the decision making on whether to undergo prostate cancer screening, provided information on the options available to them, and helped them to clarify and communicate how they personally valued prostate cancer-specific outcomes, including the risks of dying, urinary or bowel symptoms, and erectile dysfunction.^{16,17}

The search included 3 components. First, we included all decision aids from included studies in a recent systematic review co-authored by 2 of us (J.M.R. and K.A.O.T.).¹⁶ This review used a comprehensive search strategy including 5 databases (MEDLINE, Embase, CINAHL, PsychINFO, and Cochrane Central Register of Controlled Trials [CENTRAL]) without language limits. Second, because this systematic review used fairly

School of Medicine and Dentistry, Griffith University, Sunshine Coast, Australia (TIP); Institute for Evidence-Based Healthcare, Faculty of Health Sciences and Medicine, Bond University, Gold Coast, Australia (TIP); Sydney School of Public Health, Faculty of Medicine and Health, University of Sydney, Camperdown NSW, Australia (KP); Department of Urology, Tampere University Hospital, Tampere, Finland (JMR); Faculty of Medicine and Life Science, University of Tampere, Tampere, Finland (JMR); Department of Urology, University of Helsinki and Helsinki University Hospital, Helsinki, Finland (KAOT); Department of Surgery, South Karelia Central Hospital, Lappeenranta, Finland (KAOT); Sydney School of Public Health, Faculty of Medicine and Health, University of Sydney, Camperdown NSW, Australia (KJLB); Institute for Evidence-Based Healthcare, Faculty of Health Sciences and Medicine, Bond University, Gold Coast, Australia (PG). The authors declared the following potential conflicts of interest with respect to the research, authorship, and/or publication of this article: PG was a co-author of one of the assessed decision tools from the Royal Australian College of General Practitioners. TIP, KP, JR, KAOT, KJLB declare no conflicts of interest. The authors disclosed receipt of the following financial support for the research, authorship, and/or publication of this article: KAOT is supported by the Academy of Finland (309387), Competitive Research Funding of the Helsinki and Uusimaa Hospital District (TYH2019321; TYH2020248), and Sigrid Jusélius Foundation. KJLB is the recipient of an Australian National Health and Medical Research Council (NHMRC) Investigator Grant (No. 1174523). PG is funded by an Australian National Health and Medical Research Council NHMRC Fellowship APP1175487.

strict inclusion criteria for decision aids (defined as decision aids if the material helped men making individual choices and included information regarding the association of screening with the following patient-important outcomes: risk of dying, risk of urinary or bowel symptoms, and risk of erectile dysfunction),¹⁶ we also screened the list of excluded studies (eTable 3 of the published systematic review)¹⁶ to identify any further decision aids relevant to the current review. Third, to identify decision aids that were not published as part of a research study, we searched on Google using the search terms (“Decision Support” OR “Decision Aids” OR “Decision Aid”) AND (“Prostate cancer” OR “Prostate cancers” OR “Prostatic cancers” OR “PSA test” OR “PSA testing”). This led to “about 272,000 results” in total (as displayed on the Google search result page). Screening of these results was done by 2 authors (T.P. and K.P.) who independently screened the search results in each web page. This process was repeated until 2 consecutive Google search results web pages with no relevant search results were found (for both authors, this was achieved by screening up to the first 8 web pages of Google search results).

All references were collated using a reference management system (Endnote x9) and duplicates removed. Where decision aids were not provided in a publication (as links or appendices), we attempted to search for these online, and the authors were contacted through email or via online networking channels (LinkedIn, ResearchGate).

The included decision aids were then reviewed by 2 authors (T.P. and K.P.), who independently extracted data on whether and how information on overdiagnosis was reported using a standardized data extraction template (Supplementary Text 2). This included information on whether the word *overdiagnosis* was used in the decision aid, whether the information presented on overdiagnosis was valid (this was based on the accepted definition “diagnosis of a cancer that would otherwise not go on to cause symptoms or death”),¹¹ whether an estimate was provided on its extent, and whether this was within what we considered to be a valid reference range: 20% to 50% of screened cancers. This range of estimate is in accordance with the currently available evidence,^{18,19} including that from long-term follow-up of randomized controlled trials on prostate cancer screening, which is considered the gold standard method for estimating overdiagnosis.²⁰ In addition, we also extracted data on whether the concepts of competing mortality and the prevalence pool of indolent cancers were mentioned. Any discrepancies were resolved by discussion or where necessary by consulting a third author (K.B.).

This study had no external funding source. Ethics approval was not required as this study was based on a review of published decision aids readily available online.

Results

A total of 80 records on prostate cancer screening were collectively identified via the search undertaken in the previous systematic review ($n = 33$) and our Google search ($n = 47$). Following deduplication, 74 records underwent review. During this process, we found 17 new records through Google search, while 41 records were excluded (Figure 1). After further deduplication, 41 decision aids proved eligible.

Of these 41 decision aids, 26 (63%) were published in the United States (Supplementary Table 1). The dates of publication were reported in only 32 of the 41 (78%) decision aids; 22 decision aids (54%) were published after 2010, and 14 (34%) were published after 2015. The publication year ranged from 1993 to 2017, where this was reported. Only 7 (17%) decision aids reported the year they had been developed. Of the 41 included decision aids, 40 were published in English, and one was translated through publisher website. All decision aids were accessible online, with 22 also being available in print (54%) and 16 as leaflet or pamphlet (39%). Approximately half of all decision aids had not been evaluated in a research study ($n = 20$, 49%).

While all decision aids included general information about benefits and harms, 22 (54%) presented the benefits of PSA screening before the harms (Supplementary Table 2). Sixteen (39%) decision aids presented information on competing risks of mortality, for example, “many men will develop prostate cancer in their lifetime but most men die of something else other than prostate cancer.” A very small minority presented information of the prevalence pool of undiagnosed prostate cancer in the general population (2.5%), where this was described as “autopsies on men who have died from causes other than prostate cancer have shown that up to 60% of men over the age of 60 had prostate cancer and did not know it” or “researchers have looked at the prostate glands of men who died from causes other than prostate cancer. Around 25% of men in their 50’s, 35% of men in their 60’s, and 40% of men aged 70 years or older had cancer cells in their prostate glands.”

Information on overdiagnosis was mentioned in most decision aids (Table 1). Although 38 decision aids (92%) included information about overdiagnosis, only 9 (21%) of the decision aids specifically used the word *overdiagnosis*. Most described this as an adverse effect of screening,

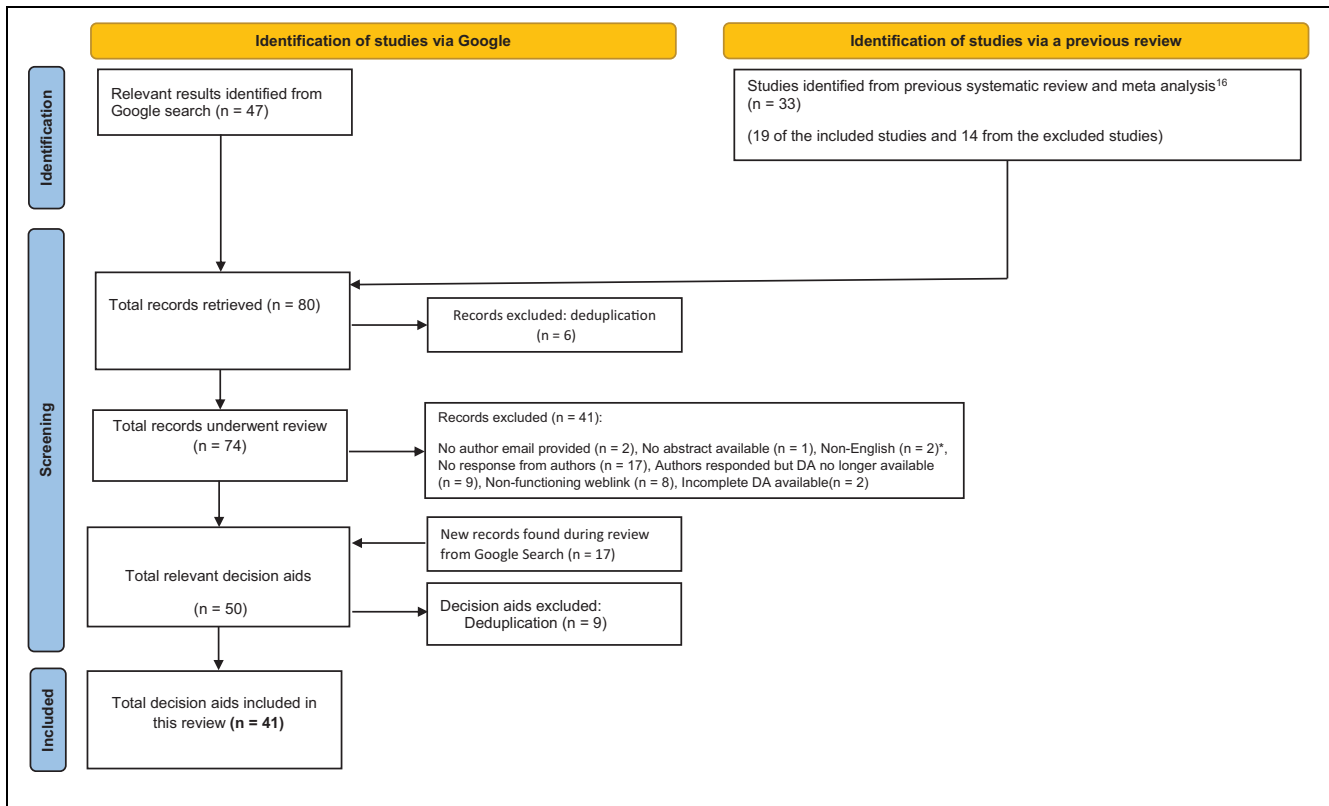


Figure 1 Flow chart outlining the search.

*One decision aid was translatable through the website.

From: Page MJ, McKenzie JE, Bossuyt PM, et al. The PRISMA 2020 statement: an updated guideline for reporting systematic reviews. *BMJ*. 2021;372:n71. DOI: 10.1136/bmj.n71. For more information, visit: <http://www.prisma-statement.org/>.

Box 1 Examples of Descriptions of Overdiagnosis in Prostate Cancer Screening Decision Aids^a

- “Unlike other common types of cancer, many prostate cancers grow very slowly and never become a serious problem.”¹
- “But most of the time, prostate cancer does not cause any problems for men. That is because prostate cancer usually grows very slowly. Most men with prostate cancer die of something other than prostate cancer.”²
- “Slow growing cancers are common. They may not cause any symptoms or shorten your life.”²¹
- “Some cancers found by screening tests are slow growing and would not cause harm for many years or might never cause harm. That means you could go through treatment for a cancer that would not have caused you harm.”³⁹

^a“Quantification” terminology is underlined.

Note: For the references cited in Box 1, please see “Reference list for Supplementary table 1 and 2 and Supplementary text 1” in the Supplementary material online.

where prostate cancers are detected that grow very slowly compared with other cancers and will not cause symptoms or death during a person’s lifetime (Box 1; Supplementary Text 1). Only 7 (17%) of 41 decision aids included information on the extent of the overdiagnosis related to prostate cancer screening,^{21–27} with the median estimate being 35%, ranging from 3% to 66%. In 5 of these 7 decision aids (12% of the total), the reported estimates were in our reference range of 20% to 50%. Four of the 7 decision aids (10% of total) that provided estimates supported their quoted estimate with a reference, while only 1 decision aid reported the exact source of the estimate (e.g., the name of the randomized controlled trial), and none reported the method that was used to calculate the estimate. Six of the 7 decision aids (15% of the total) with estimates were presented as a proportion of those who were screened. The estimates were included in text ($n = 3$, 7% of the total) or presented within infographics ($n = 2$, 5% of the total),

Table 1 Information Reported on Overdiagnosis

Name of the DA	Was Specific Information about Overdiagnosis Reported?	Use of the Word <i>Overdiagnosis</i>	Was the Information on Overdiagnosis Valid? ^a	Provision of Estimates of Overdiagnosis	Estimate of Overdiagnosis Provided	Was This Estimate within the Range of 20%–50%? Source of the Estimate/Method Used to Calculate the Estimate	Method of Presentation	If Numerical, How Was This Presented?
PSA informational script ¹	Yes	No	Yes	No	Nil	Nil	Nil	Nil
The PSA TEST for prostate cancer—is it right for me? ²	Yes	No	Yes	No	Nil	Nil	Nil	Nil
Prostate cancer screening—a decision guide ³	Yes	No	Yes	No	Nil	Nil	Nil	Nil
Should I have a PSA test? ⁴	Yes	No	Yes (although the description was not linked with the word <i>overdiagnosis</i>)	No	Nil	Nil	Nil	Nil
Prostate cancer screening: Making an informed decision ⁵	Yes	No; only in the glossary (but described in the text)	Yes	No	Nil	Nil	Nil	Nil
PRODEX ⁶	YES	YES	YES	NO	NIL	NIL	NIL	NIL
Let's talk about prostate cancer screening ⁷	No	No	NA	No	Nil	Nil	Nil	Nil
PSA testing for prostate cancer: An information sheet for men considering a PSA test ⁸	Yes	No	Yes	No	Nil	NA	Nil	Nil
Should you get a PSA test? A patient–doctor decision ⁹	Yes	No	Yes	No	Nil	Nil	Nil	Nil
Prostate cancer screening—Making the best choice ¹⁰	Yes	Only in the glossary (but described in the text)	Yes	No	Nil	Nil	Nil	Nil
My prostate cancer screening Annalisa ¹¹	yes	Yes	Yes	No	Nil	Nil	Nil	Nil
American Society of Clinical Oncology: Prostate cancer screening with PSA testing ¹²	yes	Yes	Yes	No	Nil	Nil	Nil	Nil
Prostate cancer screening—should I have a PSA test? ¹³	Yes	No	Yes	No	Nil	Nil	Nil	Nil

(continued)

Table 1 (continued)

Name of the DA	Was Specific Information about Overdiagnosis Reported?	Use of the Word <i>Overdiagnosis</i>	Was the Information on Overdiagnosis Valid? ^a	Provision of Estimates of Overdiagnosis	Estimate of Overdiagnosis Provided	Was This Estimate within the Range of 20%–50%? Source of the Estimate/Method Used to Calculate the Estimate	Method of Presentation	If Numerical, How Was This Presented?
Prostate cancer screening—It's your decision! ¹⁴	Yes	Yes	Yes	Yes	“Of 100 men who have annual prostate cancer screening from age 55 to age 70, 18 are diagnosed with prostate cancer, 6 would never have known they had prostate cancer without screening: overdiagnosis.” Based on these given data, the estimate is 6/18 = 33%	Falls within the range; however, source or method not mentioned	Table	Proportion of those who are screened
To test or not to test for prostate cancer: A shared decision between a patient and a health care provider ¹⁵	Yes	No	Yes	No	Nil	Nil	Nil	Nil
Prostate cancer screening ¹⁶	Yes	No	Yes	No	Nil	Nil	Nil	Nil
The PSA test and prostate cancer: A quick guide ¹⁷	Yes	No	Yes	No	Nil	Nil	Nil	Nil
PSA screening	Yes	No	Yes	No	Nil	Nil	Nil	Nil
Decision-making aid								
For patients, general practitioners and urologists (considered only the patient section) ¹⁸								
Should I have prostate cancer screening? ¹⁹	Yes	Yes	Yes	Yes	“37 out of 1000 men aged 55–69 who are screened were overdiagnosed and followed up for 11 years. At the end of follow-up, 55 men alive with symptomatic prostate cancer.” Based on these given data, the estimate is 37/(37 + 55) = 40%	Falls within the range; source referenced ^b but method not mentioned	Infogram	Proportion of those who are screened

(continued)

Table 1 (continued)

Name of the DA	Was Specific Information about Overdiagnosis Reported?	Use of the Word <i>Overdiagnosis</i>	Was the Information on Overdiagnosis Valid? ^a	Provision of Estimates of Overdiagnosis	Estimate of Overdiagnosis Provided	Was This Estimate within the Range of 20%–50%? Source of the Estimate/Method Used to Calculate the Estimate	Method of Presentation	If Numerical, How Was This Presented?
Information notice regarding prostate cancer screening through quantitative analysis of PSA ²⁰	Yes	No	Yes	No	Nil	Nil	Nil	Nil
PSA testing and prostate cancer: Advice for well men aged 50 and over ²¹	Yes	No	Yes	No	Nil	Nil	Nil	Nil
Is prostate cancer screening right for you? Understanding the potential benefits vs. risks for men 55 and older ²²	Yes	No	Yes	Yes	20%–50%	Falls within the range; the method not mentioned	Infogram	Proportion of those who are screened
Prostate cancer screening ²³	No	No	NA	No	Nil	Nil	Nil	Nil
Prostate-specific antigen (PSA) test ²⁴	Yes	Yes	Yes	No	Nil	Nil	Nil	Nil
Is a check right for you? Prostate cancer affects every man differently ²⁵	Yes	No	Yes	No	Nil	Nil	Nil	Nil
Screening for prostate cancer—Is a PSA test right for you? ²⁶	Yes	No	Yes	No	Nil	Nil	Nil	Nil
Prostate cancer screening ²⁷	Yes	No	Yes	Yes	50%	Falls within the range, reference given, method not mentioned	Text	Proportion of those who are screened
Prostate cancer ²⁸	Yes	Yes	Yes	No	Nil	Nil	Nil	Nil
Prostate-specific antigen (PSA) test: yes or no? ²⁹	Yes	No	Yes	Yes	3%	Below the range; no reference or method given	Text	Nil
Prostate cancer screening: Should you get a PSA test? ³⁰	Yes	Yes	Yes	Yes	23%–42%	Falls within the range; no reference or method given	Text	Proportion of those who are screened
I DECIDE (script) ³¹	No	No	NA	No	Nil	No	Nil	Nil
Testing for prostate cancer ³²	Yes	No	Yes	No	NA	NA	NA	NA
Is prostate cancer screening right for you? ³³	Yes	No	Yes	No	Nil	Nil	Nil	Nil
What you should know before you decide about prostate cancer screening ³⁴	Yes	No	Yes	No	Nil	Nil	Nil	Nil
What men should know about prostate screening ³⁵	Yes	No	Yes	No	Nil	Nil	Nil	Nil

(continued)

Table 1 (continued)

Name of the DA	Was Specific Information about Overdiagnosis Reported?	Use of the Word <i>Overdiagnosis</i>	Was the Information on Overdiagnosis Valid? ^a	Provision of Estimates of Overdiagnosis	Estimate of Overdiagnosis Provided	Was This Estimate within the Range of 20%–50%? Source of the Estimate/Method Used to Calculate the Estimate			If Numerical, How Was This Presented?
						Method of Presentation	Method of Presentation	Method of Presentation	
Men: You have a choice to make about your prostate health ³⁶	Yes	No	Yes	No	Nil	Nil	Nil	Nil	Nil
Prostate cancer: What you should know ³⁷	Yes	No	Yes	No	Nil	Nil	Nil	Nil	Nil
Make the choice ³⁸	Yes	No	Yes	Yes	66%	Above the range; no reference or method given	Flow chart	Proportion of those who are screened	
Should I be screened for prostate cancer? ³⁹	Yes	No	Yes	No	Nil	Nil	Nil	Nil	Nil
Information you should know about testing and treatment ⁴⁰	Yes	No	Yes	No	Nil	Nil	Nil	Nil	Nil
PSA testing for prostate cancer: An information sheet for men considering a PSA test ⁴¹	Yes	Yes	Yes	No	Nil	Nil	Nil	Nil	Nil

DA, decision aid; PSA, prostate-specific antigen.

^aWhether the information presented on overdiagnosis was valid based on the standard definition (“diagnosis of a cancer that would otherwise not go on to cause symptoms or death”).⁹

^bSchröder FH, Hugosson J, Roobol MJ, et al. Screening and prostate cancer mortality: results of the European Randomised Study of Screening for Prostate Cancer (ERSPC) at 13 years of follow-up. *Lancet*. 2014;384(9959):2027–35.

Note: For the references cited in Table 1, please see “Reference list for Supplementary table 1 and 2 and Supplementary text 1” in the Supplementary material online.

tables ($n = 1$, 2.4% of the total), or flow charts ($n = 1$, 2.4% of the total).

Discussion

Our review found that most decision aids ($n = 38$, 92%) included some description of overdiagnosis, although only a minority ($n = 9$, 21%) specifically used the term *overdiagnosis*. Only a few quantified overdiagnosis ($n = 7$, 17%). While this may be partly due to the scarcity of evidence as these estimates became available only recently, it was interesting to note that some of the provided estimates did not fall within the 20% to 50% range, which is in accordance with the currently available evidence.^{18,19} Furthermore, the quoted estimates were not supported by references in several decision aids. Although the decision aids were evenly split as to whether benefits or harms were mentioned first ($n = 22$, 54%), most did not include information on competing risks ($n = 16$, 39%), and only 2 (5%) reported the prevalence pool of incidental prostate cancer in the general population.

A previous review by Houston and colleagues¹⁴ on decision aids for several different cancers ($n = 85$) found that most prostate cancer screening patient decision aids addressed concepts related to overdiagnosis (34 of 36, 94%), which was consistent with our findings (38 of 41, 92%). In the Houston review, when considering the breast cancer screening patient decision aids alone ($n = 26$), a lower proportion (16, 61.5%) included information related to overdiagnosis, while a higher number of decision aids (6, 37.5%) quantified overdiagnosis compared with the proportion of prostate cancer screening decision aids in our review that did this ($n = 7$, 17%).

We found that only a minority of the decision aids ($n = 9$, 21%), however, used the word *overdiagnosis*, which may be due to several reasons. Houston and colleagues,¹⁴ who reported comparable findings with regard to all cancer decision aids included in the above review ($n = 23$, 27% of all decision aids used the term *overdiagnosis*) explained that developers of patient decision aids may have used alternative terms and phrases to ensure understanding across different health literacy levels and cultural contexts. This is essential, as it is ethically required that harms of cancer screening are communicated in a manner that could be understood by all.²⁸ Furthermore, the specific term *overdiagnosis* may have been replaced by other words due to the complexity surrounding its definition.²⁹

We also found that the estimates of overdiagnosis were reported in various ways, including the use of

text ($n = 3$, 7%), presented visually as infographics/icon arrays ($n = 2$, 5%), tables ($n = 1$, 2.4%), or flow charts ($n = 1$, 2.4%) within the decision aids. Visual representation of numerical information is especially recommended for those with lower health literacy,³⁰ and using both text and icon arrays may be most appropriate for a broader audience.

Presenting the benefits before the harms may result in a framing effect. A framing effect could occur when people are influenced by different semantic descriptions of the same issue, which may lead to different risk perceptions affecting their decision making.^{31,32} Visual aids such as infographics can minimize framing effects by showing the number of patients experiencing the outcome and the number of patients not experiencing the outcome for each option being considered all at once.¹⁰ Most of the decision aids included in our review that did not present benefits before the harms presented the information using infograms (a visual representation of information/data) or flow charts to show outcomes of screening. Future studies may explore how such visual aids may effectively minimize framing effects further, as well as explore how any framing effects may influence the ultimate decisions made on screening.

The presence of a large reservoir of subclinical cancer in the general population is a key prerequisite that contributes to overdiagnosis of cancers, specially prostate cancer.^{11,33} A systematic review of autopsy studies done on men who have died from other causes found that the estimated prevalence of subclinical prostate cancer increased from 5% (95% confidence interval [CI]: 3%–8%) at age <30 years to 59% (95% CI: 48%–71%) by age >79 years.³³ Including information about the prevalence pool of subclinical cancers in a prostate cancer screening decision aid is important because screening could lead to the detection of these dormant prostate cancers, which would otherwise go undiscovered and not cause any harm.

However, we found that only 2 of 41 (5%) of the decision aids included this information. Furthermore, because prostate cancer is a slow-growing disease, most people diagnosed with prostate cancer actually die with it (from other more common causes such as cardiovascular disease), rather than from it.^{11,12} However, only 16 (39%) of the decision aids included information on how the competing risks of mortality may lead to overdiagnosis.

To our knowledge, this is the first detailed review of prostate cancer screening decision aids to analyze the information on overdiagnosis including the estimates of overdiagnosis, concepts of competing mortality risks, and the presence of a silent reservoir of indolent cancers.

Our comprehensive search strategy based on the search results from a published systematic review and complemented by a Google search is a strength.

Limitations

Our study had some limitations. We included only decision aids published in English or directly translatable to English through publisher websites. In addition, not all decision aids identified through our Google search were accessible in their complete form and hence had to be excluded. It is also important to note that due to the lack of consensus on a single definition for overdiagnosis, in this study we used one of the most common definitions.

Furthermore, because the key focus of our study was to review how information on overdiagnosis is reported in prostate cancer screening decision aids, we did not investigate reporting of other related issues. We did not evaluate reporting on risk of false-positive results and potential harms that may arise. A 2019 review of prostate cancer screening decision aids available in Germany found that less than one-third of the decision aids described the risk of psychological distress caused by false-positive results but did not provide further details.¹⁵ We also did not evaluate whether decision aids mentioned active surveillance as one means of mitigating harms from overdiagnosis of low-risk cancers. While reporting on both of these issues was out of the scope for our review, future studies might usefully explore how they are reported in prostate cancer screening decision aids.


Conclusion

Most patient decision aids currently available for prostate cancer screening lack information on concepts important for understanding the risks of prostate cancer overdiagnosis. The presentation of benefits before the harms may lead to framing that overemphasizes benefit. Specific guidance is needed on how to communicate the risks of overdiagnosis in decision aids, including appropriate content, terminology, and graphical display.

Acknowledgments

We wish to thank Mr. Justin Clark, senior research information specialist at the Institute for Evidence Based Healthcare, for his expert input in formulating the Google strategy.

ORCID iD

Thanya I. Pathirana  <https://orcid.org/0000-0003-2386-2183>

Supplemental Material

Supplementary material for this article is available on the *MDM Policy & Practice* website at <https://journals.sagepub.com/home/mpp>.

References

- Hoffman RM. Screening for prostate cancer. *N Engl J Med*. 2011;365(21):2013–9. DOI: 10.1056/NEJMcp1103642
- Speechley M, Kunnilathu A, Aluckal E, Balakrishna MS, Mathew B, George EK. Screening in public health and clinical care: similarities and differences in definitions, types, and aims—a systematic review. *J Clin Diagn Res*. 2017;11(3):LE01–4. DOI: 10.7860/JCDR/2017/24811.9419
- Fagerlin A, Pignone M, Abhyankar P, et al. Clarifying values: an updated review. *BMC Med Inform Decis Mak*. 2013;13(suppl 2):S8.
- Hoffmann TC, Légaré F, Simmons MB, et al. Shared decision making: what do clinicians need to know and why should they bother? *Med J Aust*. 2014;201(1):35–9.
- Elwyn G, Edwards A, Kinnersley P, Grol R. Shared decision making and the concept of equipoise: the competences of involving patients in healthcare choices. *Br J Gen Pract*. 2000;50(460):892–9.
- Müller-Engelmann M, Donner-Banzhoff N, Keller H, et al. When decisions should be shared: a study of social norms in medical decision making using a factorial survey approach. *Med Decis Making*. 2013;33(1):37–47.
- Volk RJ, Llewellyn-Thomas H, Stacey D, Elwyn G. Ten years of the International Patient Decision Aid Standards Collaboration: evolution of the core dimensions for assessing the quality of patient decision aids. *BMC Med Inform Decis Mak*. 2013;13(2):S1.
- Stacey D, Légaré F, Lewis K, et al. Decision aids for people facing health treatment or screening decisions. *Cochrane Database Syst Rev*. 2017;4(4):CD001431.
- Stacey D, Légaré F, Lewis K, et al. Decision aids for people facing health treatment or screening decisions. *Cochrane Database Syst Rev*. 2017(4):CD001431.
- O'Connor A, Llewellyn-Thomas H, Stacey D. IPDAS Collaboration Background Document International Patient Decision Aid Standards (IPDAS) Collaboration. 2005. http://www.ipdas.ohri.ca/IPDAS_Background.pdf
- Welch HG, Black WC. Overdiagnosis in cancer. *J Natl Cancer Inst*. 2010;102(9):605–13.
- Sandhu GS, Andriole GL. Overdiagnosis of prostate cancer. *J Natl Cancer Inst Monogr*. 2012;2012(45):146–51.
- Tikkinen KAO, Dahm P, Lytvyn L, et al. Prostate cancer screening with prostate-specific antigen (PSA) test: a clinical practice guideline. *BMJ*. 2018;362:k3581.
- Houston AJ, Lowenstein LM, Hoffman A, et al. A review of the presentation of overdiagnosis in cancer screening patient decision aids. *MDM Policy Pract*. 2019;4(2):2381468319881447.

15. Beck S, Borutta B, Walter U, Dreier M. Systematic evaluation of written health information on PSA based screening in Germany. *PLoS One*. 2019;14(8):e022745.
16. Riiikonen JM, Guyatt GH, Kilpeläinen TP, et al. Decision aids for prostate cancer screening choice: a systematic review and meta-analysis. *JAMA Intern Med*. 2019;179(8):1072–82.
17. International Patient Decision Aid Standards (IPDAS) Collaboration. What are patient decision aids? 2017. Available from: <http://www.ipdas.ohri.ca/what.html>. Accessed October 20, 2020.
18. Pathirana T, Hayen A, Doust J, Glasziou P, Bell K. Lifetime risk of prostate cancer overdiagnosis in Australia: quantifying the risk of overdiagnosis associated with prostate cancer screening in Australia using a novel lifetime risk approach. *BMJ Open*. 2019;9(3):e022457.
19. Fenton JJ, Weyrich MS, Durbin S, Liu Y, Bang H, Melnikow J. Prostate-specific antigen–based screening for prostate cancer: evidence report and systematic review for the US Preventive Services Task Force. *JAMA*. 2018;319(18):1914–31.
20. Heijnsdijk EA, Wever EM, Auvinen A, et al. Quality-of-life effects of prostate-specific antigen screening. *N Engl J Med*. 2012;367:595–605.
21. RACGP. Should I have prostate cancer screening? 2015. Available from: <http://askshareknow.com.au/resources/cancer/prostate-cancer/>
22. US Preventative Task Force. Is prostate cancer screening right for you? Understanding the potential benefits vs. risks for men 55–69. 2018. Available from: www.uspreventiveservicestaskforce.org
23. New South Wales Government, Center for Genetics Education. Prostate cancer screening: decisions for men with a family history of prostate cancer. 2013. Available from: <http://www.genetics.edu.au/individuals-and-families/prostate-cancer-screening/prostate-cancer-screening>
24. EBSCO Health option grid. Prostate specific antigen (PSA) test: yes or no? (UK version). 2016. <https://optiongrid.ebsco.com/a/5ql3gd>
25. MED DECS: the international database for support in medical choices. Cancer screening. Available from: <http://www.med-decs.org/en/screening-for-cancer>
26. Mayo Clinic. Prostate cancer screening: should you get a PSA test? 2018. <https://www.mayoclinic.org/diseases-conditions/prostate-cancer/in-depth/prostate-cancer/art-20048087>
27. Collège des médecins du Québec. Prostate cancer screening: It's your decision. 2013. <http://www.cmq.org/publications-pdf/p-3-2013-09-01-en-depistage-cancer-de-la-prostate.pdf>
28. Plutynski A. Ethical issues in cancer screening and prevention. *J Med Philos*. 2012;37(3):310–23.
29. Carter SM, Rogers W, Heath I, Degeling C, Doust J, Barratt A. The challenge of overdiagnosis begins with its definition. *BMJ*. 2015;350:h869.
30. Muscat DM, Smith J, Mac O, et al. Addressing health literacy in patient decision aids: an update from the International Patient Decision Aid Standards. *Med Decis Making*. 2021;41(7):848–69. DOI: 10.1177/0272989X211011101
31. Tversky A, Kahneman D. The framing of decisions and the psychology of choice. *Science*. 1981;211(4481):453–8.
32. Gong J, Zhang Y, Feng J, Huang Y, Wei Y, Zhang W. Influence of framing on medical decision making. *EXCLI J*. 2013;12:20–9.
33. Bell KJ, Del Mar C, Wright G, Dickinson J, Glasziou P. Prevalence of incidental prostate cancer: a systematic review of autopsy studies. *Int J Cancer*. 2015;137(7):1749–57.